2017

A-DEC SERVICE PARTS

1.800.547.1883 Within USA/Canada
1.503.538.7478 Outside USA/Canada

2017 Authorized Dealer Catalog

Q1 Edition - View current catalog online

Unpriced

2017 Genuine A-dec Service Parts Catalog

Only genuine A-dec service parts keep A-dec equipment operating like new.

Table of Contents

GENERAL INFORMATION

Orders and Returns 6-7
General Information 8
Warranty For A-dec Products 9
Information Sources 10

A-DEC CLINICAL PRODUCTS

Electric Motors Replacement Parts 11-12
Intraoral Light Sources, Bulbs, and Tooth Dryer 13
Highspeed and Lowspeed Replacement Parts 14
Bur Tools and Pressure Gauge 15
Assistina 16
Handpiece O-rings, Service Oil, and Spray Caps 17
Lisa Sterilizer 18

SELF-CONTAINED WATER SYSTEMS

A-dec 500 and 300 19-21
Cascade and Prior 22

COMPONENTS

Diaphragms and Gaskets 23
O-rings 24-25
A-dec 500 Covers and Caps 26
A-dec 300 Covers and Caps 27-28

FITTINGS

Barbed 29-32
Pipe 33-34
Tubing Poly-Flo 35
Quick-Disconnects (QD) 36-37
A-dec 500 and 300 38

FLOOR BOXES

Contoured 39
Stainless Steel 40
Plugs and Umbilical Components 41
Moisture Separators and Air Filter/Regulators 42
Air and Water Filter/Regulators 43
Filter, Pre-Regulators, Gauge, and Shutoff Valve 44

TOOLS

Pliers, Cutters, Strippers, Hemostat, and Tubing Stringer 45
Gauges, Hex Wrench Set, Cable Ties, and Hex Driver 46
Syringe Tool, Touch-Up Paint, and Lubricant 47

TUBING

1/8" Color-coded Polyurethane and Vinyl 49
Color-coded Polyurethane 50
Silicone Handpiece Tubing 51
Vinyl Handpiece Tubing 52
Handpiece Tubing, Nuts, and Bulbs 53
A-dec 500 and 300 High Volume Evacuator Vacuum Instrument Assemblies 54
A-dec 500 and 300 Saliva Ejector Vacuum Instrument Assemblies 55
Cascade & Performer High Volume Evacuator & Saliva Ejector Vacuum Instrument Assemblies 56
Large Bore (15mm) HVE Assembly for A-dec 500, 300, and Cascade Families 57
Saliva Ejector, HVE, Vacuum and Umbilical, Flex, Foot Control, and Convolute 58

VALVES

Momentary 59
Manual On/Off and Coolant 60
Needle 61
Relay 62
Shutoff and Selector 63
Micro and Actuator 64
Components 65

SYRINGES

Tips and Retainers 67
Autoclavable Syringe Assemblies 68
Syringe Component Kits 69
Legacy Syringe Assemblies 70
Components 71
Warm Water 72

FOOT CONTROLS

Assemblies 73
Components 74-76

HANDPIECE CONTROLS AND HOLDERS

A-dec 500 and 300 Controls 77
Century Plus 78-79
Century II 80-81
Performer 82
A-dec 500 and 300 Holders 83
Handpiece Holders 84
Assistant's Holders 85-86
Handpiece Holder Valves 87

ELECTRICAL COMPONENTS

A-dec 500 and 300 89
A-dec 500 and 300 Data Cables and Circuit Boards 90
Power Supplies 91
Power Supply Cables and QVIOLS 92
Touchpads 93
Cascade and Master Series Touchpads 94
Fuses 95
Air Electric Switches and Adapter Kit 96

VACUUM COMPONENTS

HVE and SE Valves 97
HVE and SE Service Parts 98
Aspirator Tips and Brushes 99
Performer Saliva Ejectors and Tailpieces for HVE and SE 100
A-dec 500 and 300 101
A-dec 300 102
Solids Collectors 103
Durr Connectors 104
Vacuum and ICV 105
Air Vacuum System 106

CUSPIDORS

A-dec 500, 400, and 300 107
Cascade Vitreous China 108
Cascade Phenolic 109
Performer 110
Components 111-112
Components and Performer Air Vacuum Generator 113

Table of Contents

LIGHTS

A-dec 570 LED Light Components....115
A-dec 300 Light Components....116
A-dec 500, Cascade, 6300, and Performer....117
6300 Light Components....118
6300 Components, Cables, and Light Posts....119
Performer Light Components....120

CHAIRS AND STOOLS

Toeboard Covers....121
Upholstery Screws, Headrest Knobs, and Glide Bars....122
Upholstery Replacement....123-124
Chair Cylinders....125
Chair Solenoids and Hydraulic Oil....126
Power Supplies, Circuit Boards, and Capacitors....127
Chair Limit Switches and Position Sensor....128
Switches and Base Down Stop....129
Chair Brake Kits, Electrical Cables and Power Cords....130
Footswitches and Rear Cover Kit....131
Chair Mounts, Plugs and QD Kit....132
Chair Mounts....133
Cart and Stool Casters and Stool Knobs....134
Stool Cylinders and Back Cover....135

DENTAL CABINETRY

Preference II
Hinges and Push Latches....137
Mounting Plates....138
Shelf Clips and Glass Door Components....139
Dispensers, Light, and Clock Timer....140

Preference II and Collection
Cover Caps, Hole Plugs, and Subbase Trim Kit....141
Latches and Handles....142
Cable Chases and Grommets....143
Wash Station Components....144
Faucet Activation....145

Preference Collection
Hardware....146-148
Glass Shelves, Gloves and Tissue Grommet....149

Preference ICC
Dryer and Upper Storage Components....150
Miscellaneous....151

ACCESSORIES

Tray Holders....153
Tray Holders, Trays, and Utility Shelf....154
Amalgamator and Bitewing Viewer Bulb....155
Monitor Mounts....156
Trays and Organizers....157

INDEX

Numerical Index....159-166
Alphabetical Index....167-169

Orders and Returns

WELCOME

Your *2017 Genuine A-dec Service Parts Catalog* will help service technicians and dealership parts ordering specialists find the right parts fast.

HOW TO FIND WHAT YOU NEED

Service parts are placed under general product (Lights, Chairs and Stools) or functional categories. For instance, you will find the service parts for A-dec lights under the Lights tab.

Functional parts are included in tabs such as Fittings, Valves and Tubing. Functional parts are often used in multiple products and look similar enough to another part that side-by-side comparison makes it easier to order the correct part.

HOW TO ORDER

Checklist

Please include the following information with your order:
☐ Part numbers
☐ Quantity for each part ordered
☐ Description
☐ Ship-to address
☐ Method of transportation
☐ Approximate shipping date required
☐ Purchase order number
☐ Signature of person placing the order

Contact

U.S. and Canada
1.800.547.1883 or 1.503.538.7478 or Fax: 1.503.538.0276 (24 hours)
Monday through Friday, 5:00 a.m. to 5:00 p.m. (Pacific Time) other than holidays

International
+1.503.538.7478 or Fax: +1.503.538.5911 (24 hours)
Monday through Friday, 7:00 a.m. to 5:00 p.m. (Pacific Time) other than holidays

Orders for A-dec products shown in this catalog must be placed through an authorized A-dec dealer and processed by A-dec Inc.

General Ordering Details

For U.S. and Canada, A-dec enters part orders from 7:00 a.m. until 4:00 p.m. daily (Pacific time). An order for sme day parts (in inventory) can ship same day if received before 2:00p.m. (Pacific time).

- U.S. and Canadian Dealers:
  U.S. orders can ship UPS Red if received before 2:00 p.m. Pacific Time (PT) and UPS Ground, UPS Blue, or 3-Day Select if received by 4:00 p.m. (Pacific time).
  Canadian orders can ship same day if received by 2:00 p.m. (Pacific time).
- Products shown in this catalog will be shipped:
  Domestic Customers F.O.B., Newberg, Oregon USA
  International Customers Ex-Works, Newberg, Oregon USA
- A 20% re-stocking fee applies to all returned merchandise other than those authorized for credit and/or warranty replacement.
- A 1% discount applies for prompt payment of domestic invoices paid within 20 days of invoice date, net 30 days, after shipment. The account balance must be current. This discount is not applicable to international invoices.
- A-dec products are covered under the following UL file numbers for use in the United States and Canada: E182421, E243401, E320121, E340465, R18106 and SA33009

HOW TO RETURN

Return Policy

Authorized dealers wishing to return unopened merchandise to A-dec for credit consideration must adhere to the following guidelines: Returns will not be accepted outside of one year from the invoice date. Individual line item value less than $50 retail cannot be returned for credit. A return authorization must be obtained prior to returning parts to A-dec. Call A-dec Customer Service for an RMA number. A 20% re-stocking fee will be assessed.

The following types of items cannot be returned:

- Items built-in/integrated into an A-dec product
- Obsolete parts/equipment
- Specials
- Dental Furniture
- Standard color upholstery ordered for obsolete chairs or stools

In the case of a defective warranty item, call A-dec Customer Service for an RMA Number.
Send returns and warranty returns with applicable RMA information to:
A-dec Inc., 2601 Crestview Drive, Newberg, Oregon 97132, USA. ATTN: Returns.

LEGAL DETAILS

Copyright

© 2017 A-dec Inc. All Rights Reserved.
2601 Crestview Drive, Newberg, OR 97132 Printed in USA.

A-dec Inc. makes no warranty of any kind with regard to this material, including, but not limited to, the implied warranties of merchantability and fitness for a particular purpose. A-dec Inc. shall not be held liable for any errors contained herein or any consequential or other damages concerning the furnishing, performance or use of this material.

The information in this document is subject to change without notice. If you find any problems in the documentation, please report them to us in writing. A-dec Inc. does not warrant that this document is error-free.

No part of this document may be copied, reproduced, altered, or transmitted in any form or by any means, electronic or mechanical, including photocopying, recording, or by any information storage and retrieval system, without prior written permission from A-dec Inc.

Trademarks

A-dec, the A-dec logo, A-dec 300, Cascade, Cascade Master Series, Century Plus, Continental, Decade, ICX, ICV, Performer, Preference, Preference Collection, Preference ICC, and Radius are trademarks of A-dec Inc. and are registered in the United States and other countries. A-dec 500, A-dec 400, A-dec 200, A-dec Inspire, and reliablecreativesolutions are also trademarks of A-dec Inc. None of the trademarks or trade names in this document may be reproduced, copied, or manipulated in any manner without the express, written approval of the trademark owner.

Certain touchpad symbols are proprietary to A-dec Inc. Any use of these symbols, in whole or in part, without the express written concent of A-dec Inc., is strictly prohibited.

Alegra®, Endea®, Proxeo®, Synea®, and W&H® are registered trademark of W&H Dentalwerk Bürmoos GmbH (Austria).
Acteon®, Newtron®, Satelec®, Sopro®, SoproCARE®, and SoproLIFE® are registered trademarks of Financiere Acteon SAS.
NSK is a registered trademark of Nakanishi Inc.

All other trademarks cited herein are the property of their respective owners.

EQUIPMENT ALTERATIONS

Certain modifications or alterations of A-dec equipment which expand the use of A-dec equipment beyond its design and intent, or which override any safety features of A-dec equipment may jeopardize doctor, patient, or staff safety.

Field modifications that alter the electrical and/or mechanical safety of A-dec dental devices are in conflict with Underwriters Laboratory (UL) construction file requirements and are not sanctioned by A-dec. Examples of field modifications that diminish safety design include, but are not limited to: rendering access to the line voltage without the use of tools, modification of supporting elements that increase or shift loading characteristics, and the addition of any powered device that exceeds the design limits of the dental system. The use of accessory equipment not complying with the equivalent safety requirements of A-dec equipment may lead to a reduced level of safety of the resulting system. It is the responsibility of the equipment distributor and the installer to assure that the installation complies with all building code requirements. The responsibility to determine whether a modification or alteration of A-dec equipment falls within these constraints is with the person(s) who initiates, approves and/or performs such modification or alteration. A-dec will not respond to inquiries on an individual basis. This person(s) will be deemed to have assumed all associated risks with such alteration or modification and will hold A-dec harmless from resulting claims, including product liability claims. Additionally, such modification or alteration voids A-dec's warranty and may invalidate UL or other regulatory agency approval.

Warranty For A-dec Products

Terms & Conditions

SCOPE

A-dec warrants all goods listed below against defects in material or workmanship under normal intended use when purchased from A-dec or an authorized A-dec dealer. A-dec's sole obligation under the warranty is to provide parts for the repair, or replacement of any defective component with one that is equivalent to the original in performance. **This warranty is in lieu of all other warranties or obligations express or implied. A-dec expressly disclaims all implied warranties of merchantability or fitness for a particular purpose. In no event will A-dec be liable for indirect, special, incidental, exemplary, or consequential damages of any kind.**

The repair or replacement of components is contingent upon A-dec's styles and color options available at the time of the warranty claim. If a warranty claim is filed after a product or color has been discontinued, A-dec reserves the right to honor the warranty in one of the following ways:

1. Replace the affected component with a new component in the same style and/or color.
2. Replace the affected component, and other product components in the operatory with a product style and/or color similar to the originally purchased style and/or color.

The buyer shall have no other remedy. The warranties set forth herein provide specific legal rights. Additional rights may exist, based on the jurisdiction of purchase and use of the product to the extent that those rights apply to this agreement. Warranty exclusions are identified in the following sections. Written notice of product failure must be given to A-dec within the warranty period.

PERIOD

The warranty period, measured from the date of delivery, shall be as follows:

GOODS	WARRANTY
Hydraulic Dental Chair Cylinder (tilt and lift)	10 years
All Dental Chairs, Operator and Assistant Stools, Dental Lights, Delivery Systems, Monitor Mounts, Dental Furniture, and related components	5 years
A-dec EA-53 Electric Motor, Tubing, and Control Modules / A-dec|W&H Synea®, Proxeo®, Endea®, Air Motors, and Assistina® Products *(warranted per item V. in Exclusions)*	2 years
A-dec|W&H Alegra® Products *(warranted per item V. in Exclusions)*	1 year
A-dec NLX Electric Motors and Control Module *(warranted per item V. in Exclusions)*	1 year

Components replaced under warranty or purchased retain the balance of the original product warranty or are warranted for 1 year after delivery (whichever is greater).

EXCLUSIONS

The warranty does not cover:

I. Damage resulting from improper installation or maintenance, accident, misuse, abuse, neglect, alterations, freight damage, or natural disaster.

II. Damage resulting from the use of chemicals and process for cleaning, disinfecting, or sterilization.

III. Normal service items such as (but not limited to): light shields, light bulbs, filters, o-rings, handpiece tubing, and water cartridges. Also, normal wear and tear is not covered.

IV. Consumable products held beyond the expiration date shown on the packaging.

V. All other products, not manufactured by A-dec, including OEM, follow the original manufacturer's warranty, and are not covered by A-dec's warranty. Examples include, but not limited to: sterilizers, maintenance equipment, cameras, curing lights, ultrasonics, control modules, electric motors, attachments, handpieces, and turbines. Please contact A-dec Customer Service for specific warranty information.

Failure to follow A-dec Instructions for Use (operation and maintenance instructions) will void the warranty.

This warranty is effective for all new A-dec products, delivered after January 1, 2015.

Information Sources

Here are some additional places to get the information you need.

ORDERNET

OrderNet (on portal.a-dec.com) is a simple, convenient online ordering system that is available 24 hours a day, 7 days a week. Use it to place quick orders for service parts or to configure product and prepare proposals. A-dec will email an order aknowledgement as soon as you place your order.

DOCUMENT LIBRARY

The latest A-dec service documents, pre-installation guides, installation guides and other technical documents are available in PDF format from the document library on a-dec.com.

Electric Motors Replacement Parts

EA-53 REPLACEMENT PARTS	PART NUMBER	PRICE
Motor Only, EA-53 Use with: EA-53	54.0478.00	
CM-1.2 module for 1 motor (handpiece tubing not included) Use with: EA-53	54.0479.01	
CM-2.2 module for up to 2 motors (handpiece tubing not included) Use with: EA-53	54.0480.01	
A-dec 61" VE-10 tubing for all 532, 533, 542, 332, 333, 334, 335. Gray3 only. Use with: EA-53	54.0482.01	
A-dec 82" VE-10 tubing for 541. Gray3 only. Use with: EA-53	54.0481.01	
Hardware Kit Use with: EA-53	54.0492.00	
O-rings (10) Use with: EA-53	0.01862301	

O-ring Installation Tool

23.1348.00



- For A-dec|W&H handpieces

EA-50, EA-51LT, EA-52LED REPLACEMENT PARTS	PART NUMBER	PRICE
Motor Only, EA-52LED Use with: EA-50LT & EA-51LT must be upgraded to LED	54.0331.00	
Control Module, CM-2.0E Use with: EA-50LT, EA-51LT, EA-52LED	54.0451.01	
Tubing, VE-9, 61",Surf 6 Use with: EA-50, EA-51LT, EA-52LED	54.0162.00	
Tubing, VE-9, 61",Gray 3 Use with: EA-50, EA-51LT, EA-52LED	54.0276.00	
Tubing, VE-9, 82",Surf 6 Use with: EA-40LT, EA-50, EA-51LT, EA-52LED	54.0162.03	
Tubing, VE-9, 82",Gray 3 Use with: EA-50, EA-51LT, EA-52LED	54.0276.03	
Halogen Bulb Use with: EA-50, EA-51	0.04300400	
Upgrade Kit to LED Use with: EA-51LT, EA-50LT	54.0340.01	
LED Bulb Use with: EA-52LED, upgraded, EA-50LT, EA-51LT	0.06189400	
Intraoral Lightsource adapter for LED Use with: EA-52LED, upgraded, EA-50LT, EA-51LT	54.0339.00	
Cordset O-ring Use with: EA-40LT, EA-50LT, EA-51LT, EA-52LED	54.0200.00	
Cordset Bushing Use with: EA-40LT, EA-50LT, EA-51LT, EA-52LED	54.0198.00	

Electric Motors Replacement Parts

EA-40LT, EA-41 REPLACEMENT PARTS	PART NUMBER	PRICE
Tubing only, VE-9, Surf 6 Use with: EA-40LT	54.0162.03	
Tubing only, VE-6, Surf 6 Use with: EA-41	54.0274.03	
Replacement Bulb Use with: EA-40LT, EA-50LT, EA-51LT	0.04300400	
RM Fitting Use with: EA-40LT	0.04437700	
Motor Only Use with: EA-40LT	54.0104.00	
Motor Only Use with: EA-41	54.0338.00	
Control Module Use with: EA-40LT, EA-41	54.0170.00	
Touchpad Use with: EA-40LT, EA-41	54.0174.00	
60W power supply Use with: EA-40LT, EA-41	041.678.00	
Power Cord for power supply Use with: EA-40LT, EA-41	041.683.00	

EA-40LT, EA-41 POWER CORDS	PART NUMBER	PRICE
Integrated Power Cord Use with: EA-40LT, EA-41	041.540.00	

- 24V AC power cable for integrated version

EA-40LT, EA-41 INTEGRATED BRACKETS	PART NUMBER	PRICE
Control Module Bracket Use with: EA-40LT, EA-41	54.0173.00	
Touchpad Bracket Use with: EA-40LT, EA-41	54.0172.00	
Cover, Touch Pad Use with: EA-40LT, EA-41	54.0171.00	



EA-30 REPLACEMENT PARTS	PART NUMBER	PRICE
Motor Only Use with: EA-30	54.0248.00	
Control Module, CM-1.0 Use with: EA-30	54.0450.01	
Tubing Assy, VE-6, 61",Gray 3 Use with: EA-30 on A-dec 532, 433, 542, 334, 335	54.0274.00	
Tubing Assy, VE-6, 82",Gray 3 Use with: EA-30 on A-dec 541	54.0274.03	
Mounting Kit Use with: EA-30	54.0312.00	
Cordset Bushing, VE-6 Use with: EA-30, EA-41	0.06147600	

A-DEC | W&H EB-40LT | MC3 ELECTRIC HANDPIECE	PART NUMBER	PRICE
EB-40LT/MC3		
Non-swivel tubing	52.0097.00	
E-coupling O-rings, (10)	0.01862301	
Brushes (2)	0.04059300	
Bulb	0.04059400	
Isolite MC2 (before 4/98)		
E-coupling O-rings, (10)	0.01862301	
Bulb	0.04059400	

Intraoral Light Sources, Bulbs, and Tooth Dryer

Quad Voltage Intraoral Light Source

IOLS kit for A-dec 300

- Fiber-optic intraoral light source
- Requires fiber-optic handpiece tubing, 24vac
- All IOLS come equipped to light (2) handpieces
- A-dec 300 kit equipped to light (4) handpieces
- To add additional handpieces order the QVIOLS Switch Kit

PRODUCT DESCRIPTION	PART NUMBER	PRICE
Quad Volt IOLS kit for A-dec 300 (equipped to light (4) handpieces)	90.1168.00	
Quad Volt IOLS kit for Performer	76.8112.00	
Quad Volt IOLS kit for 2122/2132	90.1358.00	
Quad Volt IOLS kit for 3420/2561	90.1359.00	
Quad Volt IOLS kit for 4631	90.1360.00	
QVIOLS Switch Kit	90.1382.00	

Tooth Dryer End Cap Parts

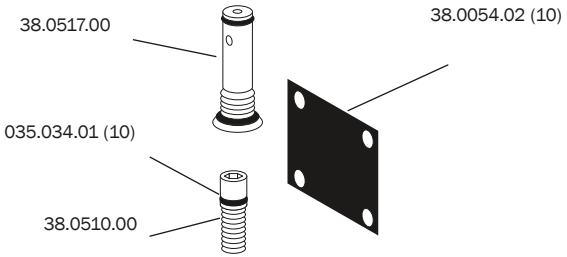

Tooth Dryer

11.0232.00

- For tubing options, see tubing section
- Handpiece only

Tooth Dryer Relay Valve

34.0043.00

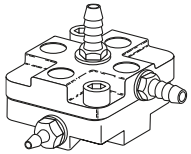

- 1/8" barb (1)
  1/4" barbs (2)

A-dec Replacement Bulbs

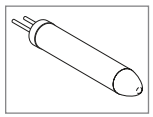

Xenon, 3.5V, .75A

FOR 5-HOLE HANDPIECE TUBING	PART NUMBER	PRICE
Xenon, 3.5V, .75A	041.317.00	

A-dec | W&H Replacement Bulbs

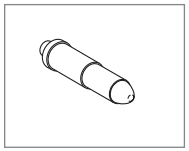

For 896, 898, 898-LE, TA-96L, TA-98L

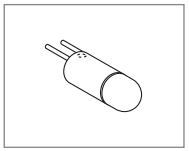

For EB-40LT electric handpiece

EA-40LT, EA-50LT, EA-51LT, and A-25LT electric motor

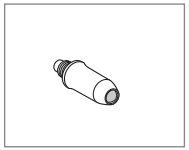

For RA-24 Roto-Quick

Coordinating Parts

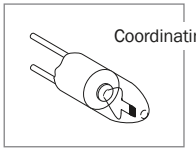

For LT25 lowspeed motor and 6-pin to 5-hole adapter

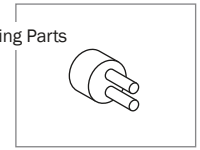

Spacer for 6-pin to 5-hole adapter

BULB BY HANDPIECE MODEL	PART NUMBER	PRICE
for 896, 898, 898LE, TA-98L, TA-96L	0.02207610	
for EB-40LT electric hand-piece	0.04059400	
for EA-40LT, EA-50LT, EA-51LT, AM-25LT and A-25LT electric motor	0.04300400	
for RA-24 Roto-Quick	0.03523010	
for LT25 lowspeed motor and 6-pin to 5-hole adapter	0.01905510	
bulb spacer for 6-pin to 5-hole adapter	0.02752600	
EA-52LED Bulb	0.06189400	

Highspeed and Lowspeed Replacement Parts

LOWSPEED AIR HEAD ATTACHMENTS	PART NUMBER	PRICE
Contra Angle Head		
for WE-56	0.07549900	
for WE-57	0.07550000	
for WE-66	0.07550100	
Tool Set		
for Alegra Lowspeed	0.07550300	

ALEGRA GENERATOR	PART NUMBER	PRICE
RQ-54 Generator Replacement	0.06793000	

Handpiece Gaskets

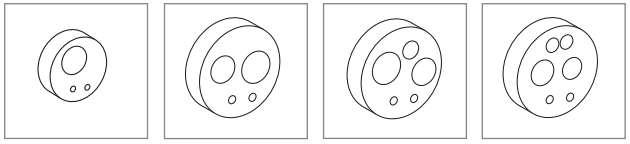

3-hole 4-hole 5-hole 6-pin

- Seals connection between handpiece and handpiece tubing terminal

HANDPIECE MODEL	PART NUMBER	PRICE
A-dec handpieces		
3-hole Borden	50.0116.00	
4-hole Midwest	50.0056.00	
A-dec|W&H fiber-optic handpieces		
6-pin	0.02207300	
5-hole W&H	0.02201800	
5-hole A-dec only	50.0057.00	

Turbine Replacements (Include cap remover and O-rings)

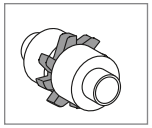

FIELD REPLACEMENT TURBINE BY HANDPIECE MODEL	PART NUMBER	PRICE
Field Replacement Turbine		
TA-97 (2007 to 2014)	1.06391610	
TA-98 (2007 to 2014)	1.06391710	
TE-97 (Only for Alegra 300 series)	0.07234100	
TE-98 (Only for Alegra 300 series)	0.06787500	

* Does not include cap remover. Contact your territory manager for information on how to obtain a cap remover.
NOTE: Turbines replaced receive a 1-year warranty.

TURBINE REPLACEMENT TOOLS	PART NUMBER	PRICE
Handpiece Cap Tool (before 2007)	0.04824000	
Torque wrench tool set TA-97, TA-98 (2007 to 2014)	0.06934500	
Torque wrench tool set TE-97, TE-98 (Only for Alegra 300 series)	0.07508800	

A-dec Handpiece Exhaust Muffler

98.0660.00

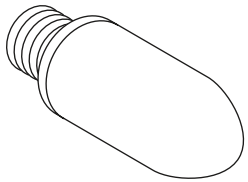

- Attaches to any 4-hole vinyl handpiece tubing
- Particularly effective in quieting handpiece exhaust inside the control head

6-Pin to 5-Hole Adapter

0.02752500

- Adapts a 5-hole handpiece to 6-pin tubing

Handpiece Pressure Gauge (single)

50.0271.00

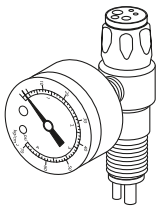

- Fit all handpiece couplers, except Borden 3-hole

Bur Tool for TC-80RM

0.03303500

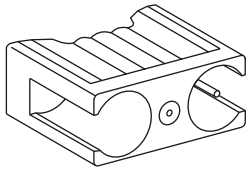

RA-24 Bulb Tester

C0070900

Assistina Service Oil

0.02675930

- Bulk service oil, .5-liter bottle
- White Bottle

Assistina Maintenance Solution

0.02680230

- Bulk Maintenance Solution 1-liter bottle
- Approx 7000 cycles
- Green Bottle

(Additional charge for shipping hazardous materials not included in price)
NOTE: This is a next-day 24-hour part due to necessary shipping documentation

Fleece Liners

0.02690300 (5)

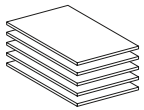

- Absorbent liners for oil/debris collection tray

Assistina Filters	PART NUMBER	PRICE
In-line filter for $^1/_4$" air line	0.02675200	
Aerosol filter	0.02670500	

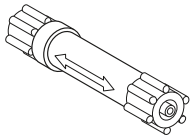

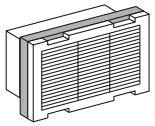

Assistina Supply Tube (with 3/8" compression)

0.02697030

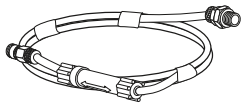

- Includes filter

Assistina Push Button	PART NUMBER	PRICE
Push button assy	0.02683500	
Spring, start button	0.02683200	
O-ring (10)	0.02683901	

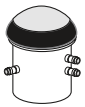

- Requires (2) O-rings

Assistina Timer Assembly

Assembly

0.03102500

Valve only

0.02686800

Assistina Dosage Pump

0.03102000

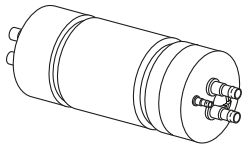

Coupler Stem O-rings

0.02695701 (10)

Service Tip

Remember to replace the (2) O-rings on the Assistina coupler stem every 3 to 4 months.

Service Oil and Spray Caps

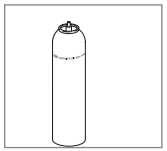
0.10940011

Replaces A-dec Handpiece Spray Lubricant

Note: This is a next-day 24-hour part due to necessary shipping documentation

0.02229200

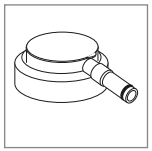
0.02038200

0.02036100

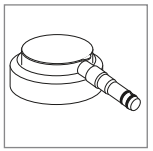
0.03522500

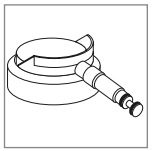
0.04396100


0.05773300

0.03304500

HANDPIECE MODEL	PART NUMBER	PRICE
F1 Service Oil (Spray can, 400mL) Use with: all spray caps	0.10940011	
Spray Cap, Highspeed & Motors Use with: TA-97LED, TA-98LED, TA-98, TA-97, TE-97, TE 97LQ, TE-98, TE-98LQ, AM-25LT, AM-25A, AM-25, LT25, A-25LT, AC-20, Corsair Scaler, AP-44, AP-64U	0.02229200	
Spray Cap, Attachments Use with: WA-99LT, WA-86LT, HA-43A, HA-43LT, WA-66LT, WA-56LT, HP-44M, WP-64MU, EB-79, EB-77, EB-75, WD-74M, WE-99LED G, WE-99A, WE-57, WE-56 LED G, WE-56A, WE-56, WE-66 LED G, WE-66A, WE-66, WE-66T, HE-43A, HE-43, WE-56 T/MW/SD, WE-57 T/MW/SD (Also used on older 100 series, 900 series, Trend, and Synea lowspeed attachments)	0.02038200	
Spray Cap, Fixed Connection Use with: TE-97RM, AP-44RM, RQ-54 for lubrication of generator (Also used on older 196RM, 198RM, 896RM, 898RM, TC-80RM, TC-95RM, A-dec handpieces and AC-20RM lowspeed motor)	0.02036100	
Spray Cap, Synea LW Use with: TA-97LW, TA-98LW	0.03522500	
Spray Cap, LM Highspeed Use with: TA-97LM, TA-98LM (Also used on Kavo Multiflex Lux connection)	0.04396100	
Spray Cap, LN Highspeeds Use with: TG-97LN, TG-98LN (Also used on NSK PTL connection)	0.05773300	
Dropper Bottle Use with: WE-56 T/MW/SD, WE-57 T/MW/SD, WE-66T as an alternative option to 0.02038200	0.03304500	

A-dec | W&H O-ring Location Chart	PART NUMBER	PRICE
Highspeed handpieces 898, 896, TA-96L, TA-98L, TA-96LW, TA-98LW, TK/TG/TE series		
Between handle sheath and body of handpiece	0.02710700	
Inside handle sheath on end toward Roto-Quick (Toplight)	0.02307300	
Electric Motors and Lowspeed Motors		
O-ring replacement for EA-53 tubing, pkg 10	0.07072401	
Seal for EA-53 Tubing	0.06893400	
For AC-20, AC-20RM and AM-25 at E-coupling end (1 required)	0.01196920	
For EA-40LT, EA-50LT, EA-51LT, EB-40LT, A-25, A-25LT, AM-25A, AM-25LT and LT-25 electric motor (3 required), pkg 10	0.01862301	
Roto-Quick		
O-ring set for Roto-Quick	0.07508900	
O-ring kit for RA-24 and RA-25 Roto-Quicks, pkg 4	0.02060202	
O-ring kit for RQ-04 and RQ-24 Roto-Quicks, pkg 3 (1 small, 2 large O-rings)	0.02060201	
Gasket at coupler end for 4- or 6-hole connection, 904, 924, RA-24	0.02207300	
RA-25 5-hole gasket	0.02201800	
Assistina		
For coupling stem inside Assistina (2 required), pkg 10	0.02695701	
O-rings for Assistina push button (2 required), pkg 10	0.02683901	

Used Water Drain Kit

54.0181.00

4000 Cycle Service Kit

54.0152.01

Air Filter

54.0067.00

- Three micron air filter
- Replace every 400 cycles

Vacuum Pump

54.0050.01



Drain Connector Kits

54.0063.00 gray

54.0064.00 blue



- Gray for used water
- Blue for fresh water

Vacuum Pump Membrane Kit

54.0051.01

- Includes:
  (2) diaphragms
  (4) butterfly valves
  (4) O-rings
  (2) retaining clips
  (2) washers

Door Seal

54.0014.00 Door seal



- Recommended replacement every 1,000 cycles

In-line Filter

54.0066.01



- Used for air and water filtration

Aluminum Tray

54.0019.00

- 185 mm x 285 mm

Water Level Sensor

54.0047.00

- Magnetic sensor used in three locations on the water tanks to monitor water levels

Drain Tubing

54.0029.00



- Replacement drain tubing

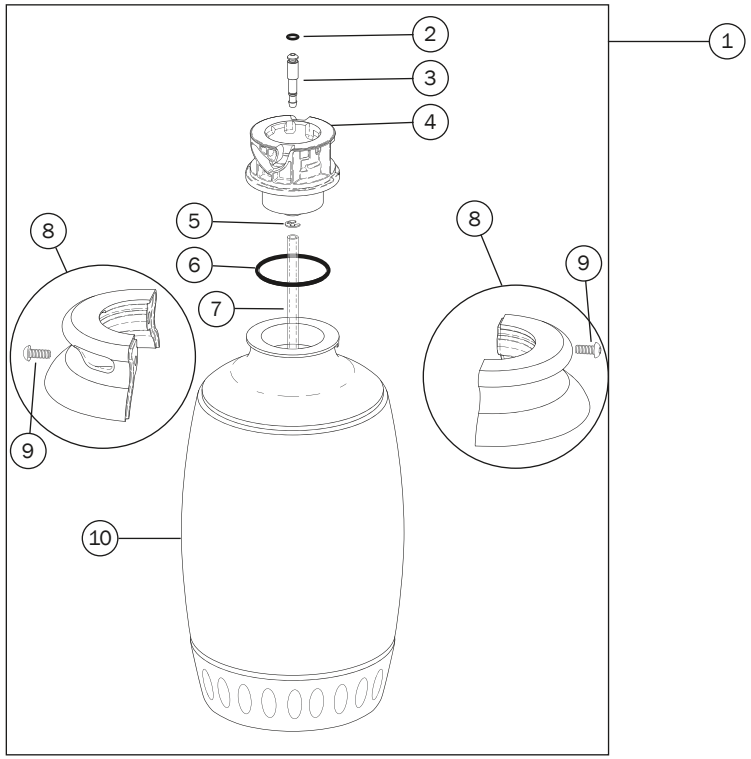

REF	DESCRIPTION	WHITE	SURF	PRICE
1	Water bottle assembly	14.0468.01	14.0468.00	
2	O-ring, AS568-006, 0.114 ID x 0.070 W	030.006.02		
3	Connector, water	14.0457.00		
4	Receptacle	14.0453.00		
5	Retaining ring, external tooth, .187" ID	010.002.00		
6	O-ring, N, 1.612 ID x .103 W (10)	031.130.01		
7	Tube, supply, 8" long	14.0467.00		
8	Clamp kit, water bottle (includes 005.110.00)	90.1550.01	90.1550.00	
9	Screw, button head socket, 10-32 x 1/2	005.110.00		
10	Water bottle with base	14.0466.01	14.0466.00	

Note: Use care when servicing this water bottle, be sure to align the clamp with the detent on the bottle to successfully reassemble the parts without causing damage.

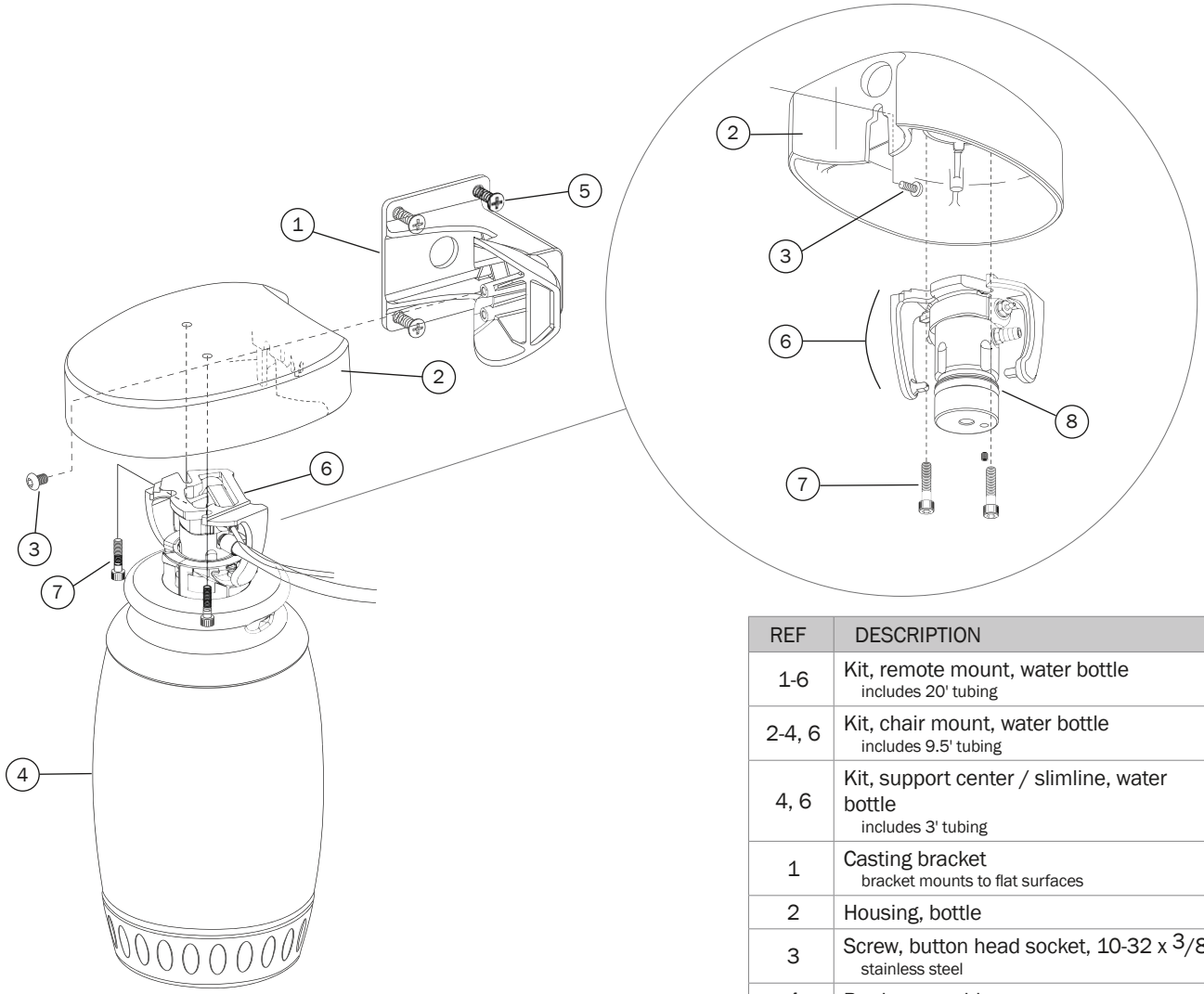

REF	DESCRIPTION	WHITE	SURF	PRICE
1-6	Kit, remote mount, water bottle includes 20' tubing	14.0471.00	–	
2-4, 6	Kit, chair mount, water bottle includes 9.5' tubing	14.0484.00	14.0464.00	
4, 6	Kit, support center / slimline, water bottle includes 3' tubing	14.0464.02	–	
1	Casting bracket bracket mounts to flat surfaces	77.0420.01		
2	Housing, bottle	14.0455.04	14.0455.02	
3	Screw, button head socket, 10-32 x 3/8 stainless steel	001.253.00		
4	Bottle assembly, water	14.0468.01	14.0468.00	
5	Screw	003.071.00		
6	Receptacle assembly	90.1101.00		
7	Socket head screw 10-32 x 1/2	002.135.00		
8	O-ring, E, 0.921 ED x 0.139 W	034.213.00		
	Jacket tubing 5/16 x 1/8 (per foot)	024.200.00	–	

A-dec ICX® Waterline 2-liter Treatment Tablet

90.1065.00 Case, 2-liter tablets

- Case contains (36) boxes with (50) tablets each

Water Bottle Tubing Grommet

018.094.00

- For routing water bottle tubing through dental furniture
- 3/4" (19 mm)
- White

2-liter Water Bottle Cap

14.0491.01

Hole Plug for Unit	PART NUMBER	PRICE
Plug, no water bottle, Surf 4	77.0263.00	
Plug, no water bottle, White 2	77.0263.01	

- Plugs hole in front mount rigid arm when self-contained water bottle is not mounted

Water Bottle Brush

049.070.00

Self-Contained Water Systems with 0.7L Bottle

- Kits Include:
  Regulator assembly
  (2) 0.7L water bottles with tamper-proof caps
  Bottle receptable assembly
  Mounting hardware
- Can be used with ICX or an approved maintenance protocol to maintain dental water lines
- Provides water for handpieces and syringe

14.0299.00 Universal mount For use with: 3072 wall-mount and pre-cascade systems Includes post and wall-mount brackets with 14.0308.02 style receptable assembly	
14.0406.00 Cascade Chair-mounted Systems For use with: 2140/2150/2240/2250/4631/4635 cabinet-mount. Includes wall-mount bracket with 14.0408.00 style receptable assembly	
14.0409.00 Cascade Duo Systems with QD For use with: carts and wall-mounts with 14.0408.00 style receptacle assembly	
14.0424.00 Radius 2122/2132 L/R Systems Includes short stud with 14.0492.00 style receptacle assembly	
14.0451.00 Performer Systems with 14.0408.00 style receptable assembly	

Replacement Parts for Self-Contained 0.7L Water Bottles

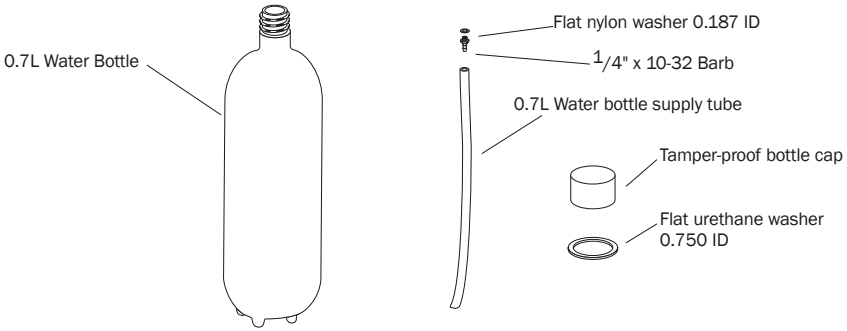

90.0460.03 Replacement 0.7L Water Bottles (2) Includes (2) Tamper-proof bottle caps	
14.0416.00 0.7L Water Bottle Service Kit Includes (1) bottle, tamper-proof bottle cap, washer, supply tube, and barb fitting with washer	
14.0332.01 0.7L Water Bottle Supply Tub (6)	
004.005.02 Flat Nylon Washer 0.187 ID (10)	
023.001.03 1/4 x 10-32 Barb (10)	
004.137.00 Flat Urethane Washer 0.750 ID	
052.015.00 Tamper-proof Bottle Cap	

Replacement Receptacle Assembly
for Self-Contained Water Systems

14.0408.00 Cap assembly
Cascade/Decade/Performer

14.0308.02 Cap assembly
Pre-Cascade Systems

14.0492.00 Cap assembly
Radius w/short stud

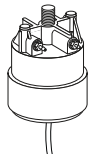

Cascade/Decade/
Radius/Performer

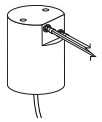

Pre-Cascade Systems

Water Bottle Stud

14.0498.00 Water bottle stud with o-ring

14.0499.00 Water bottle stud (short) with o-ring

(short)

A-dec ICX® Waterline Treatment Tablet

90.1064.00 Case, 0.7-liter tablet

- For 0.7-liter bottles
- Case contains (36) boxes with (50) tablets each

Regulator, Relieving, 40 psi

24.0388.02

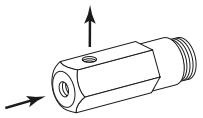

- For self-contained water system
- Non-adjustable
- 10 – 32 inlet and outlet ports
- Includes 023.004.00 barb
- Includes 004.005.00 washer

Diaphragms and Gaskets



Black

23.0196.01 (5)



Black

23.0198.01 (5)



Black

24.0137.01 (10)

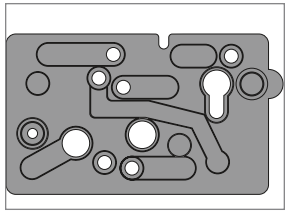

Red

38.0550.01 (5)



Black

38.0118.01 (5)

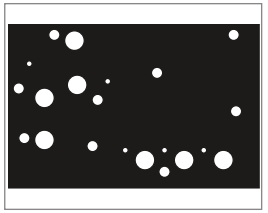

Black

38.0711.01 (5)



Black

22.0440.02 (10)

22.0440.01 (50)



Black

24.0136.01 (10)



Black

38.0179.02 (10)

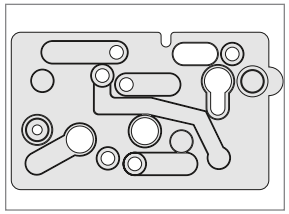

Clear

38.0507.01 (10)

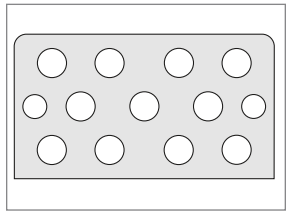

Clear

35.0574.01 (5)



Black

38.1787.01 (5)



Black

38.0519.01 (10)

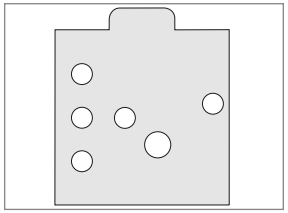

Clear

29.0050.01 (5)

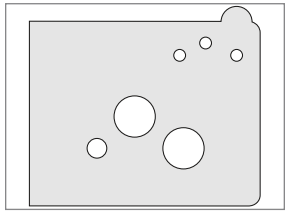

Clear

38.0186.02 (10)



Black

38.0054.02 (10)

38.0054.01 (50)



Black

75.0911.01 (5)



Black

38.0120.01 (5)

NOTE: Number in parentheses indicates quantity.

Diaphragm and gasket illustrations are not to scale.

Use A-dec O-rings

A-dec O-rings are made from specific ethylene propylene (EP), fluorocarbon (Viton) and nitrile (Buna N) compounds to provide the best performance. We recommend the use of A-dec O-rings in your A-dec equipment.

A-dec's silicone lubricant is a high quality silicone-based grease. It is ideal for lubricating A-dec O-rings. Before installing O-rings, always apply a light coating of silicone lubricant. This makes the installation of the O-ring easier and prevents the O-ring from being damaged. A-dec silicone lubricant is available in a package of 6 as Part Number 98.0090.01.

The use of petroleum-based lubricants (jellies, creams, or lotions) cause the O-rings in the syringe to swell and/or deteriorate, resulting in syringe malfunction or failure.

O-ring names

O-ring names, which appear on acknowledgements and invoices, provide the following informative descriptions:

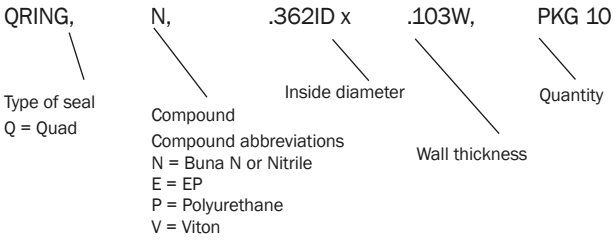

Autoclavable O-ring Specification Chart
Package of 10

PART NUMBER	MATERIAL	I.D.	O.D.	WIDTH	PRICE
034.001.01	EP	.032 in	.108 in	.038 in	
034.002.01	EP	.042 in	.142 in	.050 in	
034.003.01	EP	.056 in	.176 in	.060 in	
035.050.01	EP	.070 in	.150 in	.040 in	
035.033.01	EP	.101 in	.241 in	.070 in	
035.030.01	Viton	.176 in	.256 in	.040 in	
035.049.01	EP	.176 in	.256 in	.040 in	
034.107.01	EP	.206 in	.412 in	.103 in	
034.012.01	EP	.364 in	.504 in	.070 in	
034.013.01	EP	.426 in	.566 in	.070 in	
034.014.01	EP	.489 in	.629 in	.070 in	
034.018.02	EP	.739 in	.879 in	.070 in	
034.019.01	EP	.801 in	.941 in	.070 in	

Non-Autoclavable O-ring Specification Chart

PART NUMBER	MATERIAL	I.D.	O.D.	WIDTH	PKG QTY	PRICE
030.001.02	Buna-N	.029 in	.109 in	.040 in	10	
030.002.02	Buna-N	.042 in	.142 in	.050 in	10	
030.003.02	Buna-N	.056 in	.176 in	.060 in	10	
030.004.02	Buna-N	.070 in	.210 in	.070 in	10	
030.008.02	Buna-N	.176 in	.316 in	.070 in	10	
030.009.01	Buna-N	.208 in	.348 in	.070 in	25	
030.011.02	Buna-N	.301 in	.441 in	.070 in	10	
030.012.02	Buna-N	.364 in	.504 in	.070 in	10	
030.013.02	Buna-N	.426 in	.566 in	.070 in	10	
030.014.01	Buna-N	.489 in	.629 in	.070 in	25	
030.015.02	Buna-N	.551 in	.691 in	.070 in	10	
030.016.02	Buna-N	.614 in	.754 in	.070 in	10	
030.019.03	Buna-N	.801 in	.941 in	.070 in	10	
030.023.02	Buna-N	1.051 in	1.191 in	.070 in	10	
030.026.01	Buna-N	1.239 in	1.379 in	.070 in	10	
030.027.01	Buna-N	1.301 in	1.441 in	.070 in	10	
030.034.02	Buna-N	2.114 in	2.254 in	.070 in	10	
030.035.02	Buna-N	2.239 in	2.379 in	.070 in	10	

Non-Autoclavable O-ring Specification Chart Con't

PART NUMBER	MATERIAL	I.D.	O.D.	WIDTH	PKG QTY	PRICE
030.228.02	Buna-N	2.250 in	2.500 in	.125 in	10	
031.130.01	Buna-N	1.612 in	1.818 in	.103 in	10	
035.003.01	Buna-N	.029 in	.109 in	.040 in	10	
035.004.01	Buna-N	.240 in	.306 in	.033 in	10	
035.034.01	Buna-N	.100 in	.176 in	.038 in	10	
035.041.02	Buna-N	.614 in	.768 in	.077 in	10	
035.053.01	Silicone	20 mm	–	2 mm	10	

A-dec 500 Covers and Caps

Accessory Plate

77.0147.00 Plate, accessory surf 4

77.0147.01 Plate, accessory white 2

- For A-dec 532 and A-dec 542 Traditional and A-dec 533 Continental delivery systems

Support Link Bearing Cover Cap and Locking Knob

77.0374.00 Bearing cover cap, surf 4

77.0374.01 Bearing cover cap, white 2

77.0373.00 Knob, link lock, surf 4

77.0373.01 Knob, link lock, white 2

Assistant's Arm Covers

77.0021.01 Covers (4), surf 4

77.0021.03 Covers (4), white 2



- Covers the pivot points on an A-dec 551 chair-mounted assistant's arm

Blank Whip Cover

77.0069.00 Surf 4

77.0069.01 White 2



- For A-dec 533 Continental delivery systems

Cover, Brake Handle Hole

77.0424.00 Surf 4

77.0424.01 White 2

- Covers the brake handle hole on A-dec 532 and A-dec 542 Traditional and A-dec 533 Continental delivery systems
- For delivery systems after June 2005

A-dec 300 Covers and Caps

Plug, Control Head Touchpad Hole

77.0845.00

- Fits either side of the control head

Plug, Monitor Cable Hole in Light Post

75.0150.00

- Plugs light post when no monitor is present

Chair Upper Structure Hole Plug

018.002.04 Surf 4

018.002.05 Gray 3

018.002.06 White 2

018.002.08 Slate

Vacuum Canister Blank Cover

77.0724.00

- Use on A-dec 361 support center when no vaccum is needed

End Cap for A-dec 300 Flexarm

77.0784.00

- For all A-dec 300 delivery system flexarms

A-dec 300 Covers and Caps

Cap for 2" Post on A-dec 300 Monitor

77.0842.00

- For A-dec 300 monitor mount with no light
- Fits on top of intermediate post

End Cap for A-dec 361 Water Bottle Arm

90.1212.00

- For A-dec 361 water bottle arm

1/8" OD In-line Barb

023.019.03 (10) Barbs

023.019.02 (25) Barbs

5/16" OD In-line Barb

023.814.01 (5) Barbs

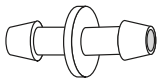

Connector Kit

023.025.00

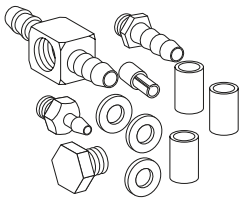

(3) Washers, .187 ID
(1) 10 – 32 plug
(1) 1/4" barb
(1) 1/8" barb
(1) 1/4" tee body
(1) 1/8" uni-clamp
(3) 1/4" ID sleeve clamps

1/4" OD In-line Barb

023.045.04 (10) Barbs

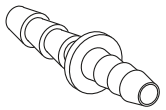

Connector Kit

023.079.00

(3) Washers, .187 ID
(3) 1/4" ID sleeve clamps
(1) 5/16" ID sleeve clamp
(1) 10-32 Female coupling
(1) 1/8" uni-clamp
(1) 1/4" Tee body
(1) 1/4" x 10-32 Barb
(1) 1/8" x 10-32 Barb
(1) 5/16" x 10-32 Barb

Barb/Fittings Service Parts Kit

90.1021.00 Service parts kit

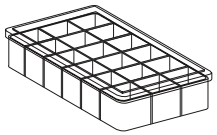

Includes (quantities shown in parentheses):

- (40) 1/8" tubing plug
- (20) 1/4" tubing plug
- (50) 1/8" barb cap
- (40) 1/4" x 10 – 32 barb
- (60) 1/8" uni-clamp
- (20) 1/4" barb cap
- (30) 1/8" x 10 – 32 barb
- (20) Sleeve clamp
- (10) 1/4" tee body
- (30) 1/4" in-line barb
- (30) 1/8" barbed tee
- (10) 1/8" MPT to 10 – 32 adapter
- (60) 1/8" in-line barb
- (50) 10 – 32 hex plug
- (5) 10 – 32 cross body
- (30) 10 – 32 female coupling
- (120) Flat nylon washer
- (5) 10 – 32 to 3/8" compression adapter

10 – 32 Female Cross Body

021.027.01 (5) Cross bodies

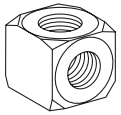

5/16" Water Tubing Barb

023.805.01 Barbs, 10 – 32 (10)

023.804.00 Barb, 1/8" NPT



5/16" x 10 – 32

- Requires washer 004.005.02 (10)



5/16" x 1/8" NPT

1/8" x 1/4-32 Barb

023.028.00 Barb

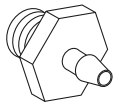

- Requires washer 004.008.01 (10)

1/8" OD 4-Way Barbed Plastic Tee

023.065.01 (5) Tees

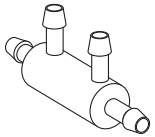

1/8" x 10 – 32 Barb

023.004.03 (10) Barbs

023.004.04 (100) Barbs

- Requires washer 004.005.02 (10)

1/8" x 10 – 32 Restrictor Barb

023.070.00 (1) Barb

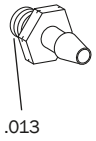

.013

- Use in self-contained water system
- Requires washer 004.005.02 (10)

1/8" OD 3-Way Barbed Plastic Tee

023.014.02 3-way (10) Tees

1/8" x 10 – 32 Restrictor Barb

023.036.00 (1) Barb

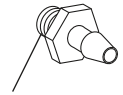

.005

- Requires washer 004.005.02 (10)

1/4" x 10 – 32 Barb

023.001.03 (10) Barbs

023.001.02 (25) Barbs

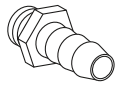

- Requires washer 004.005.02 (10)

1/8" Tubing Plug

023.030.02 (10) Plugs

1/4" Tubing Plug

023.057.01 (10) Plugs

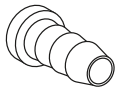

1/8" ID Uni-clamp

025.007.01 (10) Uni-clamps

025.007.02 (100) Uni-clamps

- Fits all A-dec 1/8" polyurethane tubing
- Plastic, white

Quick Connector

023.094.01 1/8" (5)

023.095.01 1/4" (5)

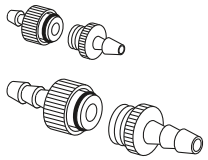

- Nickel-plated brass

Sleeve Clamps

025.015.00 1/4" Tubing clamp (1)

025.015.01 1/4" Tubing clamps (10)

025.015.02 1/4" Tubing clamps (100)

025.109.00 5/16" Tubing clamp (1)

025.109.01 5/16" Tubing clamps (10)

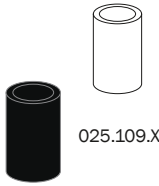

- Plastic

10 – 32 Hex Plug

021.016.04 (10) Plugs

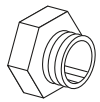

- Nickel-plated brass
- Requires washer 004.005.XX

Barb Cap

023.031.01 1/8" OD (10)

022.009.01 1/4" OD (10)

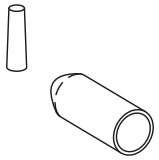

- Requires 1/8" barb cap uni-clamp 025.007.01

10 – 32 Female Coupling

021.034.01 (10) Couplings

- Nickel-plated brass

.187 ID Washer

004.005.01 (100) Washers

004.005.02 (10) Washers

- Nylon
- Use with 10 – 32 threaded fittings

1/8" to 1/4" Barb Adapter Kit

023.029.00 Kit

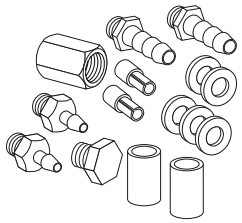

- Includes:
  (5) Washers, .187 ID
  (1) Hex plug, 10 – 32
  (1) Female coupling, 10 – 32
  (2) Barbs, 1/4" x 10 – 32
  (2) Barbs, 1/8" x 10 – 32
  (2) Uni-clamps, 1/8"
  (2) Sleeve clamps, 1/4" ID

300/500 Barb, Fitting Service Kit

90.1268.00

- Includes:
  (4) Barb, 5/16" x 10 – 32
  (2) Barb, 1/8" x 10 – 32
  (2) Barb, 1/4" x 10 – 32
  (4) Flat nylon washers, .187
  (4) Sleeve Clamp, 5/16"
  (2) Uni-clamp, 1/8"
  (1) Female cross, 10 – 32
  (2) Hex plug, 10 – 32

Pipe Plug

021.010.00 1/8" MPT

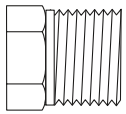

- 1/8" MPT
- Hex head
- Brass

Pipe Plug

021.020.00 1/8" Pipe plug

- 1/8" MPT
- Socket head
- 303 Stainless Steel

Reducing Nipple

021.012.00

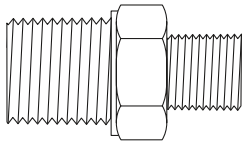

- 1/4" MPT x 1/8" MPT
- Brass

Adapter

021.029.00

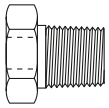

- 1/8" MPT x 10 – 32
- Brass

Reducer Coupling

021.030.00

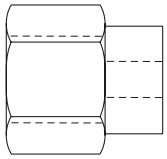

- 1/4" FPT x 1/8" FPT
- Brass

Pipe Cross

021.014.00

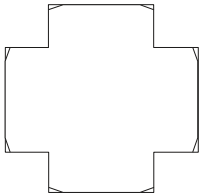

- 1/8" FPT x (4)
- Brass

Adapter

021.042.00

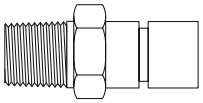

- 1/8" MPT x 3/8" compression
- Brass

Adapter

021.056.00

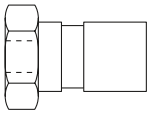

- 10 – 32 x 3/8" compression
- Nickel-plated brass

Male Connector	TUBING SIZE	PIPE THDS.	FINISH	PRICE
022.001.00	1/4" OD	1/8"	Plated	
022.021.00	3/8" OD	1/8"	Brass	
022.028.00	3/8" OD	1/4"	Brass	

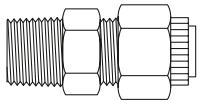

Female Connector	TUBING SIZE	PIPE THDS.	PRICE
022.016.00	1/4" OD	1/8"	
022.027.00	1/4" OD	1/4"	
022.023.00	3/8" OD	1/4"	

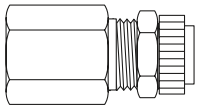

- Plated finish

Male Elbow	TUBING SIZE	PIPE THDS.	FINISH	PRICE
022.025.00	3/8" OD	1/8"	Brass	

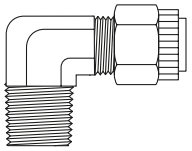

Union

022.044.00 3/8" OD

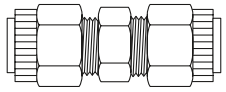

- Brass finish

Adapter

022.041.00 1/4" OD

022.043.00 3/8" OD

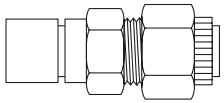

- 3/8" Compression
- Brass finish

Union Tee

022.019.00 1/4" OD

022.045.00 3/8" OD

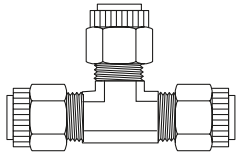

- Brass finish

Plastic Sleeve and Plug

022.015.01 3/8" OD Sleeve (10)

022.009.01 1/4" OD Plug (10)

Nut with Plastic Sleeve

022.029.02 1/4" OD (10)

022.014.03 3/8" OD (10)

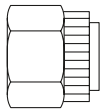

- Plated

Female QD with Shutoff	ID	POLY-FLO	PRICE
026.001.00	1/4"	1/4"	
026.022.00	3/8"	3/8"	

- In-line and panel mount
- Use with 1/4":
  026.020.00
  026.035.00
  13.0375.00
- Use with 3/8":
  026.040.00
  026.043.00

Female QD with Shutoff	ID	MALE PIPE	PRICE
026.029.00	1/4"	1/4"	
026.015.00	1/4"	1/8"	

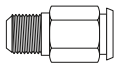

- In-line and panel mount
- Use with 1/4":
  026.020.00
  026.035.00
  13.0375.00
- Use with 3/8":
  026.040.00
  026.043.00

Female QD with Shutoff

026.007.00

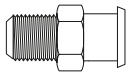

- 3/8" ID with 1/4" MPT
- Use with:
  026.040.00
  026.043.00

Female QD with Shutoff

026.065.00

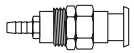

- 1/4" ID with 1/4" barb
- Panel mount
- Use with:
  026.020.00
  026.035.00
  13.0375.00

Male QD with Shutoff

026.020.00

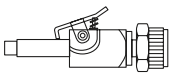

- 1/4" OD with 1/4" Poly-Flo
- Use with:
  026.001.00
  026.015.00
  026.029.00
  026.065.00
  026.125.00

Male QD with or without Shutoff

026.043.00 With shutoff

026.040.00 Without shutoff

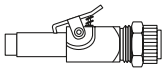

- 3/8" OD with 3/8" Poly-Flo
- Use with:
  026.007.00
  026.022.00

Male QD without Shutoff

026.035.00

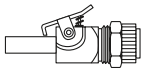

- 1/4" OD with 1/4" Poly-Flo
- Use with:
  026.001.00
  026.015.00
  026.029.00
  026.065.00
  026.125.00

Panel Mounting Brackets

026.036.00 Single

42.0701.00 Double

56.0339.00 Double for QDs

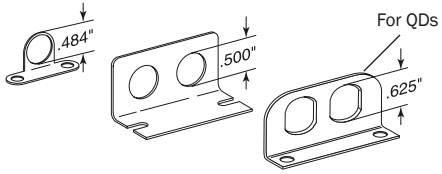

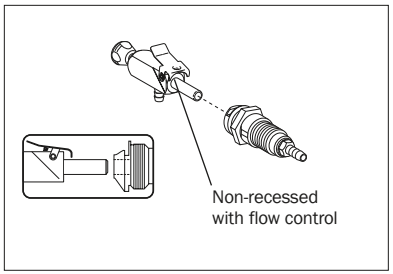

Quick Disconnect Fittings for Self-contained Water

13.0375.00	Male	1/4" OD with 1/4" barb	
026.125.00	Female	1/4" ID with 1/4" & 1/8" barb	
90.0370.00	Kit*		

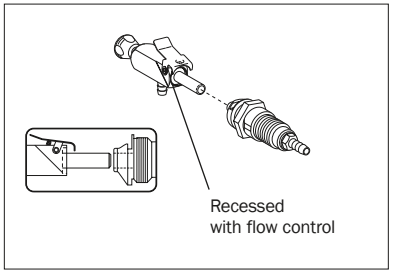

Quick Disconnect Fittings for City Water

13.0381.00	Male	1/4" OD with 1/4" barb	
026.131.00	Female - Cascade	1/4" ID with 1/4" barb	
026.157.00	Female - Performer	1/4" ID with 1/8" barb	
026.134.00	Kit* - Cascade		
76.2025.00	Kit* - Performer		

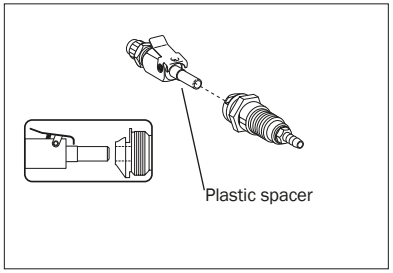

Quick Disconnect Fittings for Air

13.0384.00	Male	1/4" OD with 1/4" poly	
026.132.00	Female	1/4" ID with 1/4" barb	
026.130.00	Kit* - Cascade		
76.2030.00	Kit* - Performer		

*Kits include male and female connectors and required hardware
NOTE: Male and female connectors only connect with items in the same table, they cannot be mixed and matched

A-dec 500 Water QD Kit

90.1097.00 Water QD kit

A-dec 500 Air QD Kit

90.1098.00 Air QD kit

A-dec 300 Air and Water QD Kit

90.1166.00 Water QD kit



Arm Bearing Kit

90.1123.00 Bearing Stack

016.108.00 Race Thrust Bearing (1)

016.044.00 Needle Thrust Bearing (1)

048.107.00 Lubriplate

- Kit includes (2) Race Bearings

A-dec 511/A-dec 411/ A-dec 311 version B (domestic only) Floor Boxes

- Cast frame
- Does not include umbilical or utilities
- 17" x 16.5" (432 mm x 419 mm)
- With outer convolute umbilical cover

PRODUCT DESCRIPTION	PART NUMBER SURF	PART NUMBER WHITE	PRICE
Floor box and cover	41.1506.00	41.1506.01	
Floor box frame only	41.1467.00	41.1467.01	
Cover only	41.1464.01	41.1464.02	
Master toggle kit	–	90.1088.01	
Air filter/regulator	24.0475.00		
Water filter/regulator	24.0474.00		
22" Outer Convolute umbilical cover	–	024.246.01	

A-dec 311 version B (international only) Floor Box

- Cast frame
- Frame includes cutouts for routing umbilical to A-dec 363 support center
- Does not include umbilical or utilities
- 17" x 16.5" (432 mm x 419 mm)
- With outer convolute umbilical cover

PRODUCT DESCRIPTION	PART NUMBER	PRICE
Floor box and cover	41.1540.00	
Cover only	41.1464.02	

A-dec 311 version A Contoured Floor Box

- White cover
- Does not include umbilical or utilities
- Frame and cover kit also contains all low chair covers

PRODUCT DESCRIPTION	PART NUMBER	PRICE
Floor box frame only	62.0658.00	
Cover only	62.0655.00	

Mounting Kit

For use with
- Stainless steel floor boxes
- Cascade contoured floor box

41.1454.01 White	

Cascade Contoured Floor Box

- Cast frame
- Surf 4 cover
- Does not include umbilical or utilities
- 14.5" x 17" (368 mm x 432 mm)

PRODUCT DESCRIPTION	PART NUMBER	PRICE
Cascade contoured floor box frame and cover	41.1457.00	
Floor box frame only	41.0417.00	
Cover only, Surf 4	41.0416.00	

A-dec 500 Remote Floor Boxes

- Includes 7' (2,134 mm) umbilical
- Use with non-chair mounted delivery system
- 5.5" x 14.5" x 17" (140 mm x 368 mm x 432 mm)• Includes mounting hardware
- Includes stainless steel frame and cover

PRODUCT DESCRIPTION	PART NUMBER	PRICE
Remote floor box kit with umbilical for 541/545	41.1490.01	
Remote floor box kit with umbilical for 542	41.1491.01	
Large floor box frame and cover	41.1456.01	
Floor box frame only	41.1507.00	
Cover only, Gray 3	41.0413.01	
Air filter/regulator	24.0475.00	
Water filter/regulator	24.0474.00	

A-dec 300 Remote Floor Box



- Includes 3' (914 mm)umbilical
- Hole plugs
- Mounting hardware
- 5.5" x 14.5" x 17" (140 mm x 368 mm x 432 mm)

PRODUCT DESCRIPTION	PART NUMBER	PRICE
Remote stainless steel floor box with cover for 300	77.1019.00	
Floor box frame only	41.1507.00	
Cover only, Gray 3	41.0413.01	

Large Stainless Steel Floor Box

- Does not include umbilical or utilities
- 5.5" x 14.5" x 17" (140 mm x 368 mm x 432 mm)

PRODUCT DESCRIPTION	PART NUMBER	PRICE
Large floor box frame and cover, Surf 4	41.1456.00	
Floor box frame only	41.0414.00	
Cover only, Surf 4	41.0413.00	

Medium Stainless Steel Floor Box

- Surf 4 cover
- Does not include umbilical or utilities
- 5.5" x 9" x 14" (140 mm x 229 mm x 356 mm)

PRODUCT DESCRIPTION	PART NUMBER	PRICE
Medium stainless steel floor box frame, cover and mounting kit	41.1455.00	
Floor box frame with plugs	41.0408.00	
Cover only, Surf 4	41.0407.00	

Small Stainless Steel Floor Box

- Surf 4 cover
- Does not include umbilical or utilities
- 4.5" x 7" x 8" (114 mm x 178 mm x 203 mm)

PRODUCT DESCRIPTION	PART NUMBER	PRICE
Small stainless steel floor box frame, cover and mounting kit	41.0034.00	

Performer Stainless Steel Floor Box

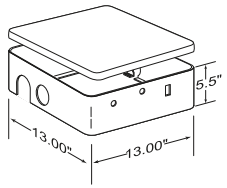

- Surf 4 cover
- Does not include umbilical or utilities
- 5.5" x 13" x 13" (140 mm x 330 mm x 330 mm)

PRODUCT DESCRIPTION	PART NUMBER	PRICE
Floor box frame only	41.1317.00	
Cover only, Surf 4	41.0016.02	
Indicator light assembly	041.582.00	

Cascade Stainless Steel Recessed Floor Box

- Surf 4 cover
- Does not include umbilical or utilities
- 6.5" x 14.5" x 18" (165 mm x 368 mm x 457 mm)

PRODUCT DESCRIPTION	PART NUMBER	PRICE
Recessed floor box frame and cover	41.1458.00	

Plugs and Umbilical Components

1/2" Hole Plug

018.002.02 Gray
018.002.04 Surf 4
018.002.05 Gray 3
018.002.06 White 2
018.002.08 Slate

1-1/4" Hole Plug

018.010.02 Surf 4
018.010.03 Gray 3



Retaining Clips

41.0074.00 1 3/4"
41.0411.00 2 3/8"
47.1259.00 2 3/8" for contour floor box

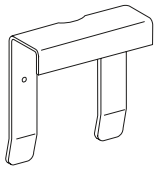

2" Hole Plugs

018.026.02 Surf 4, round
018.026.03 Gray 3, round
018.026.04 White 2, round
018.026.05 Slate, round
41.1299.00 Surf 4

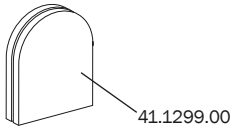

Umbilical Restraints

41.1143.00 Straight restraint
41.1144.00 U-shaped restraint

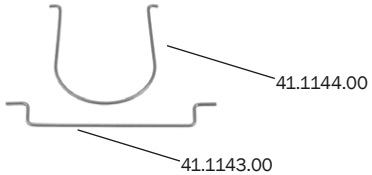

Umbilical Connectors

41.1164.00 1 3/4" Connector
41.1385.00 2" Connector

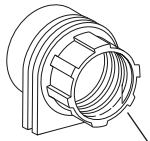

Assembly

• Surf 4 color

Mounting Hardware

014.007.00 Toggle wall anchor
014.006.00 Threaded insert

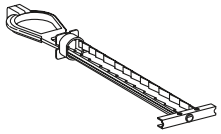

1/4-20 Wall anchor toggle bolt

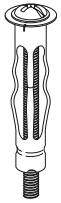

3/16 x 2" Threaded Wall Insert

Manual Moisture Separator

026.186.00 Moisture separator

97.0405.00 Bowl assembly

- For Cascade / Decade / Radius systems
- Before 2000

Automatic Air Filter/Moisture Separator

90.1027.03 Universal kit

97.0406.00 Bowl assembly

97.0408.01 Filter (3)

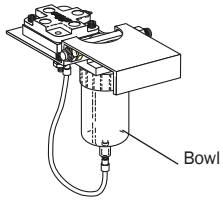

- For Cascade / Decade / Radius systems
- After 2000

Moisture Separator

41.1477.00 Moisture sep. assy

- For A-dec 200/300/400/500

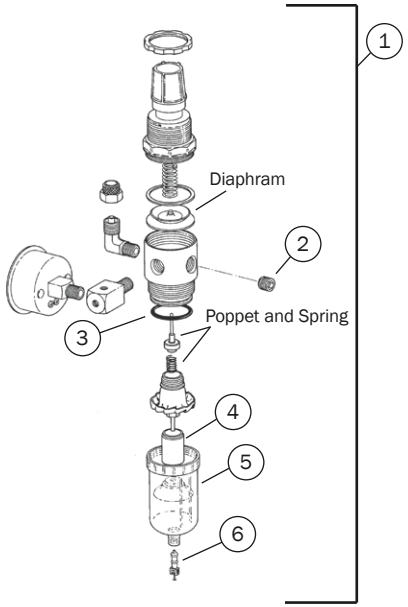

Air Filter/Regulator for Portable Systems

For systems built prior to 2003

REF	DESCRIPTION	PART NUMBER	PRICE
1	Air filter/regulator assembly, w/o barbs Includes: guage, fittings, mounting bracket, bowl, and hardware	026.021.01	
2	Plug, socket, head, 1/8 mpt, sst	021.020.00	
3	O-ring, AS568-023, 1.051 ID x .070 wall (10)	030.023.02	
4	Filter element (6)	97.0280.02	
5	Bowl assy, filter Includes: bowl, valve core, filter, and o-ring	97.0290.00	
6	Valve core, short (10)	026.033.01	
7	Service kit, Air filter-regulator Includes: Diaphram, poppet, spring, filter element, and valve core	90.0030.00	

NOTE: Air pressure regulator and filter combination manually drained

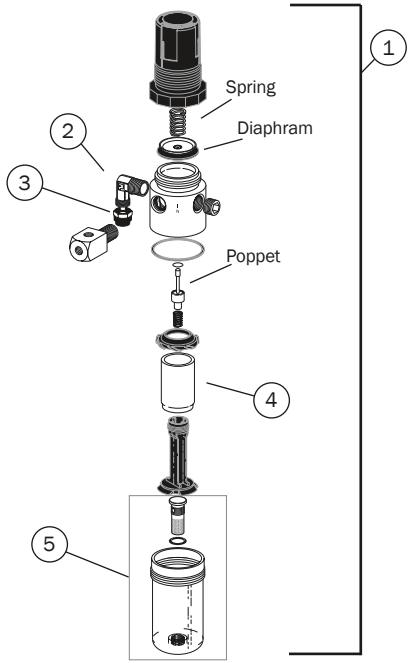

Air Filter/Regulator for Portable Systems

For systems built 2003 and later

REF	DESCRIPTION	PART NUMBER	PRICE
1	Air filter/regulator, Pac 1	026.164.00	
2	Elbow, 3/8 Poly-Flo X 1/8 MPT, brass	022.025.00	
3	Nut w/sleeve, 3/8 Poly-Flo, brass	022.014.01	
4	Filter element (3)	97.0401.01	
5	Bowl assy, Pac 1 filter/regulator	97.0403.00	
6	Service, Pac 1 air filter/regulator Includes: Diaphram, poppet, spring, and filter element	90.1066.00	

Water Filter/Regulator/Shutoff
Pre-1983

24.0175.01

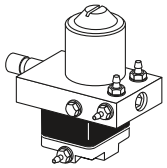

- 1:1 ratio of pilot air to water outlet pressure
- Includes regulator and non-bacterial filter
- Requires pre-regulator

Air filter/regulator

Water filter/regulator

Universal Air and Water Filter/Regulators with Guage and Pre-regulator

DESCRIPTION	PART NUMBER	PRICE
Filter/regulator kit Includes guage, adjustable regulator(s), non-bacterial filter, and pre-regulator		
Air or water universal filter/regulator kit	24.0471.00	
Regulators		
Universal air filter regulator w/fittings	24.0469.00	
Universal water filter regulator w/fittings	24.0470.00	
Parts		
Filter element, filter/regulator (6) 70-90 micro non-bacterial filter	24.0234.01	
Guage kit, PNL MT, 0-100 PSI	026.118.00	
Pre-regulator assy	24.0182.02	

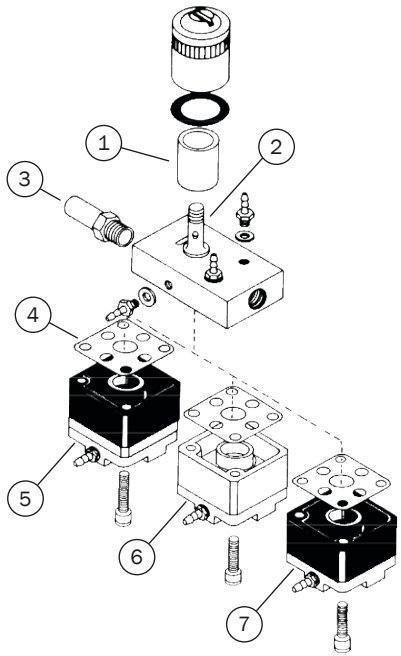

Universal Air and Water Filter/Regulators
Requires pre-regulator

REF	DESCRIPTION	PART NUMBER	PRICE
	Filter/regulator assemblies Include pressure regulator and non-bacterial filter		
1-4,5	Water filter/regulator assy w/spacer, OTC	24.0168.01	
1-4,6	Air filter/regulator assy w/o hardware	24.0170.01	
1-4,7	Water filter/regulator assy w/o hardware	022.014.01	
	Parts		
1	Filter element, filter/regulator	24.0234.01	
2	Stud, filter/regulator, manifold assy	24.0232.00	
3	Adaptor, 1/8 MPT to 3/8 compression	021.042.00	
4	Gasket, 9-hole (10)	24.0137.01	
	Regulator assemblies Include 9-hole gasket		
5	Water regulator assy w/spacer, OTC 2:1 ratio of pilot air to water outlet pressure	24.0138.01	
6	Air regulator assy w/o uniclamp	24.0128.01	
7	Water regulator assy w/o uniclamp 1:1 ratio of pilot air to water outlet pressure Pre-1983 systems	24.0129.01	

In-line Filter

19.0100.00 Assembly

19.0220.01 Filters (10)

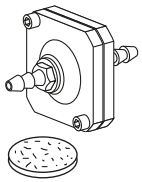

- For air or water; 1/4" barb fittings
- Includes 5/8" x 1/16," 25 – 30 micron filter (non-bacterial)

Manual Shutoff Valve

026.062.00 1/2" inlet, 3/8" compression outlet

026.158.00 1/2" threaded inlet, 3/8" compression outlet

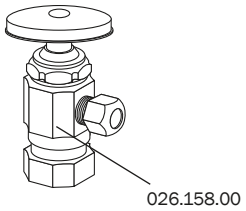

- Inlet 1/2" Compression or 1/2" Female pipe thread
- Outlet 3/8" compression
- Nickel-plated brass

Air or Water Regulator, Non-Relieving

24.0251.01

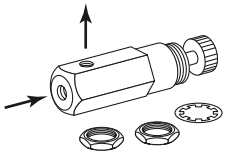

Pre-Regulator, Relieving

24.0182.02

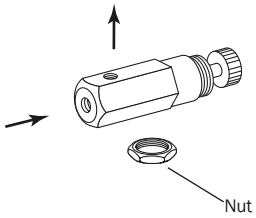

- Controls air and water pressure in most A-dec systems built since 1978
- Female 10 – 32 threads
- Includes 006.009.00 nut

Regulator Assembly Pre-Set 40 psi

24.0382.00

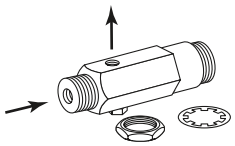

- Preset to 40 psi in the factory, not adjustable
- 1/8" MPT or 10 – 32 inlet port, 10 – 32 outlet
- Replaces 24.0118.00

Pliers, Cutters, Strippers, Hemostat, and Tubing Stringer

Snap Ring Pliers

009.007.00

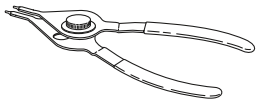

- Simplifies installation and removal of both internal and external snap rings
- Fits all snap ring sizes used in A-dec equipment

A-dec Sleeve Tool

98.0072.00

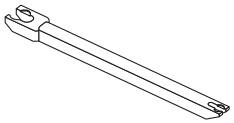

- Use to secure the 1/4" and 1/8" tubing sleeves when installing tubing on barb fittings

Hemostat

009.008.00

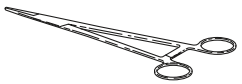

- Temporarily stops air or water flow through tubing while troubleshooting or repairing the unit

O-ring Installation Tool

23.1348.00



- For A-dec|W&H handpieces

Umbilical Tubing Stringer

009.015.00

- Use to string new or additional tubing and/or wiring into an existing umbilical assembly
- 12' of stringer with threading holes at each end

O-ring Tool Kit

009.013.00

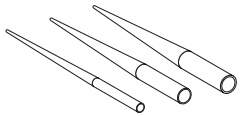

- For quick field repair
- Includes three tools, which fit the four smallest O-ring sizes used in A-dec equipment

Syringe Wrench

98.0900.00

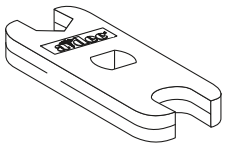

Strain Relief Installation Tool

23.1349.00



- For syringe tubing

Tubing Pliers

009.014.00

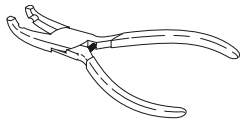

- Simplifies installation of 1/8" OD tubing to barbed fittings

Tubing Cutters

009.036.00

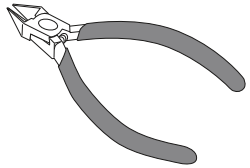

Tubing Strippers

009.035.00

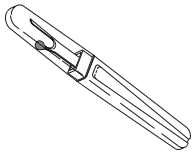

Torque Adapter Tool

23.1354.00



- For syringe nut

Gauges, Hex Wrench Set, Cable Ties, and Hex Driver

Panel Mount Gauge

026.118.00

- 0 – 100 psi
- 1 1/2" diameter
- Used to check air/water pressure valves at various system locations
- 1/8" MPT x 10 – 32 threads

Handpiece Pressure Gauge

50.0271.00

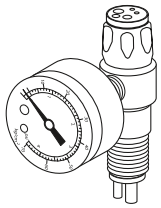

- 0 – 60 psi
- Fits all handpiece couplers except Borden 3-hole

Ball End, Hex Driver

009.037.00 1/8", Small handle

009.005.00 3/32", Std handle

008.023.00 5/64", Std handle

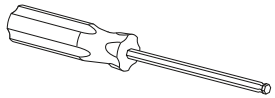

Water Retraction Tester

98.0051.00

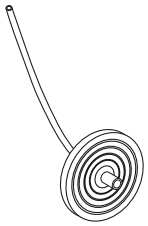

- Use to determine whether or not a handpiece control system retracts water
- Includes instructions

Hex Wrench Set

009.018.00

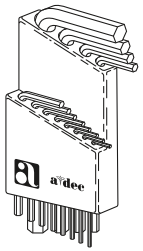

- Includes hex wrenches required in servicing A-dec equipment
- Plastic holder

Pac 1 Toolkit

45.0438.00

Cable Ties

025.036.01 (10) Small ties

025.002.01 (10) Medium ties

025.003.01 (10) Large ties

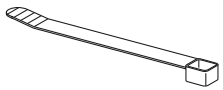

- Three sizes:
  Small: 3 3/4" (9.5 cm)
  Medium: 6 3/4" (17 cm)
  Large: 14" (35 cm)

Syringe Tool, Touch-Up Paint, and Lubricant

Syringe Tool

98.0010.00

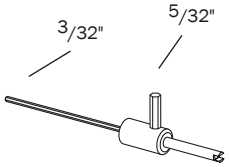

- Use to remove/replace valve cores on Uni-Flo and Tri-Flo Syringes
- Use 3/32" to adjust syringe flow on Century II
- Use 5/32" to remove/replace the syringe tip retaining nut

Valve Test Syringe

98.0050.01 (4)

- For making quick tests of pilot-operated valves
- Applies a static pressure of 5 to 75 psi

A-dec Silicone Lubricant

98.0090.01 0.05oz blister packs (6)

98.1120.00 Re-sealable tube 5.3oz

Touch-up Paint

90.0351.00 Surf 4

90.0351.01 Surf 6

90.0351.02 White 2

90.0351.03 Gray 3

90.0350.09 Surf

- 1/2 fluid ounce
- Includes brush

Loctite®

060.001.00 Red #271

060.002.00 Blue #242

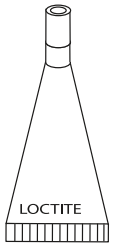

Service Tip

A-dec's silicone lubricant is a high quality silicone-based grease. It is ideal for lubricating A-dec O-rings. Before installing O-rings always apply a light coating of silicone lubricant. This makes the installation of the O-ring easier and prevents damage to the O-ring. A-dec silicone lubricant is available in a package of 6 as Part Number 98.0090.01.

Caution

The use of petroleum-based lubricants (jellies, creams, or lotions) causes the O-rings in the syringe to swell and/or deteriorate, resulting in syringe malfunction or failure.

Notes

Tubing — Color-coded Polyurethane, 1/8"

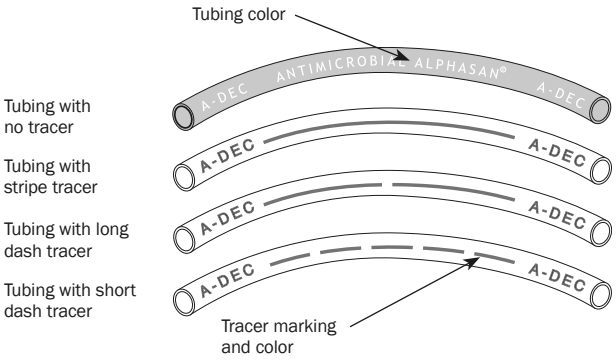

1/8" OD Polyurethane Tubing

Durometer: 90A; working pressure: 150 psi maximum; suggested fittings: 1/8" barbs with sleeves

TUBING COLOR	TRACER COLOR	TRACER MARKING	10' (3 M)	50' (15 M)
Yellow	None	None	036.003.03	036.003.04
Yellow	Red	Stripe	036.013.03	036.013.04
Yellow	Red	Long Dash	036.009.04	036.009.05
Yellow	Green	Long Dash	036.044.03	036.044.04
Orange	Black	Long Dash	036.010.03	036.010.04
Brown	White	Long Dash	036.014.02	–
Green	White	Long Dash	036.006.03	036.006.04
Green	White	Short Dash	036.018.03	036.018.04
Blue	None	None	036.004.03	036.004.04
Red	None	None	036.005.03	036.005.04
Purple	None	None	036.011.03	–
Clear	None	None	024.015.04	024.015.05
White	None	None	036.019.03	036.019.04

1/8" OD Vinyl Tubing

TUBING COLOR	TRACER COLOR	TRACER MARKING	10' (3 M)	50' (15 M)
Dark Surf	None	None	036.043.01	036.043.02

NOTE: Automatic shutoff must be installed at manual shutoff for water applications.

Tubing — Color-coded Polyurethane 1/4", 5/16", 3/8"

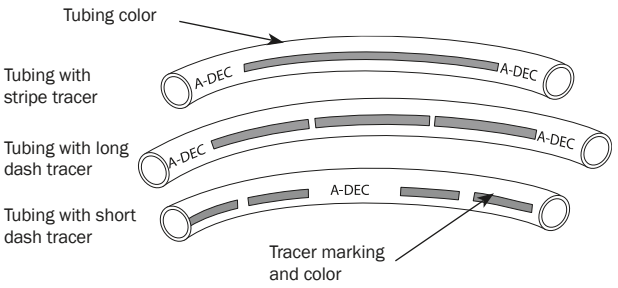

1/4" OD Polyurethane Tubing

Durometer: 90A; Working pressure: 100 psi maximum; Suggested fittings: 1/4" barbs with sleeves and 1/4" poly-flo

TUBING COLOR	TRACER COLOR	TRACER MARKING	10' (3 M)	50' (15 M)
Yellow	Black	Long dash	036.051.03	036.051.04
Yellow	None	None	036.103.03	036.103.04
Orange	Black	Long dash	036.052.03	036.052.04
Blue	None	None	036.053.03	036.053.04
Blue	White	Stripe	036.054.03	036.054.04
Clear	None	None	036.066.03	036.066.04
Grey	None	None	024.090.04	024.090.05

5/16" OD Polyurethane Tubing

Durometer: 90A; Working pressure: 100 psi maximum; Suggested fittings: 5/16" barbs with sleeves

TUBING COLOR	TRACER COLOR	TRACER MARKING	10' (3 M)	50' (15 M)
Yellow	None	None	036.114.01	036.114.03
Blue	None	None	036.116.01	036.116.03

3/8" OD Polyurethane Tubing

Durometer: 90A; Working pressure: 100 psi maximum; Suggested fittings: 3/8" poly-flo

TUBING COLOR	TRACER COLOR	TRACER MARKING	10' (3 M)	50' (15 M)
Yellow	Black	Stripe	036.032.02	036.032.04
Yellow	None	None	036.031.02	036.031.04
Blue	White	Long dash	036.033.02	036.033.04
Grey	None	None	036.034.02	036.034.04

Silicone Handpiece Tubing

- Quick-connect style tubing
- 61" (1,549 mm) for use with A-dec 532/533/542 and A-dec 332/333/334/335
- 85" (2,159 mm) for use with A-dec 541

	PRODUCT DESCRIPTION	TUBING LENGTH	PART NUMBER DARK SURF	PART NUMBER GRAY 3	PRICE
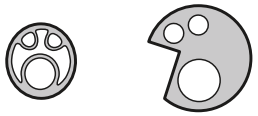	3-hole tubing For use with side exhausting Borden-style tubing	61" (1,549 mm) 85" (2,159 mm)	98.1063.00 98.1068.00	98.1086.00 98.1109.00	
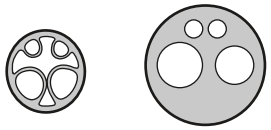	4-hole tubing	61" (1,549 mm) 85" (2,159 mm)	98.1064.00 98.1068.00	98.1087.00 98.1106.00	
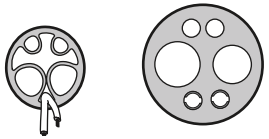	6-pin fiber-optic	61" (1,549 mm) 85" (2,159 mm)	98.1066.00 98.1070.00	98.1089.00 98.1108.00	
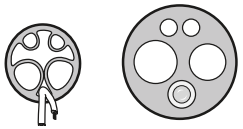	Fiber-optic with bulb	50" (1,270 mm) 61" (1,549 mm) 85" (2,159 mm)	– 98.1065.00 98.1069.00	98.1091.00 98.1088.00 98.1107.00	

Silicone Handpiece Tubing QD Barbs

026.174.01 QD, 1/8" barb (5)

026.175.01 QD, 3/16" barb (5)



- For A-dec 300/500 silicone handpiece tubing
- Includes O-ring

Vinyl Handpiece Tubing

	PRODUCT DESCRIPTION	TUBING LENGTH	PART NUMBER DARK SURF	PART NUMBER GRAY 3	PRICE
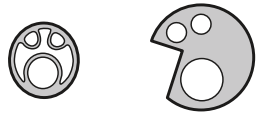	3-hole tubing For use with side exhausting Borden-style tubing	84" (2,134 mm)	98.0882.00	98.1093.00	
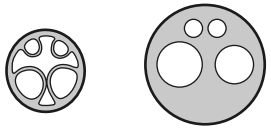	4-hole tubing	84" (2,134 mm) 144" (3,657 mm)	98.0879.00 98.0879.12	98.1094.00 98.1113.00	
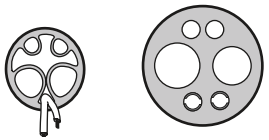	6-pin fiber-optic	84" (2,134 mm) 144" (3,657 mm)	98.0885.00 98.0885.12	98.1096.00 98.1112.00	
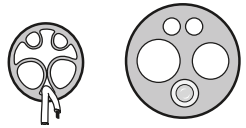	Fiber-optic with bulb	84" (2,134 mm) 144" (3,657 mm)	98.0262.02 98.0262.14	98.1095.00 98.1111.00	
	Fiber-optic without bulb	84" (2,134 mm)	98.0244.02	–	
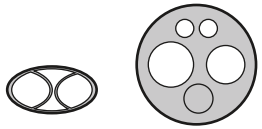	2-hole tooth dryer tubing	84" (2,134 mm)	98.0012.02	–	

Vinyl Handpiece Tubing QD Barbs

026.161.00 QD, 1/8" barb

023.088.00 QD, 1/4" barb



- For attaching vinyl tubing to the A-dec 300/500 control block
- Includes O-ring

Handpiece Tubing, Nuts, and Bulbs

Midwest Handpiece Tubing (straight dark surf)

	PRE-CUT LENGTH	10' (3 M)	50' (15 M)	100' (30 M)
	3-Hole	–	024.147.01	–
	4-Hole	024.148.02	024.148.01	024.148.04

Handpiece Tubing Nuts

98.0180.00 Borden handpiece nut

98.0190.00 Midwest handpiece nut

98.1119.00 Fiber-optic, 5-hole handpiece nut

98.1048.00 Fiber-optic, 6-pin handpiece nut

Nut

Terminal Nut Assembly

98.0450.00 Midwest handpiece, Terminal Nut Assembly

A-dec Fiber-optic, 5-Hole Tubing Terminal Handpiece Bulb

041.317.00 Xenon

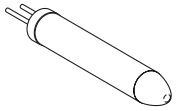

Xenon, 3.5V, .75A
After 1988

52" tubing for A-dec 351 & 551 chair-mounted assistant's instrumentation
63" tubing for A-dec 352, 353, 541, & 545 assistant's instrumentation

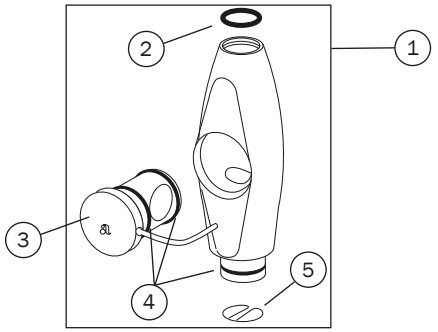

REF	DESCRIPTION	PART NUMBER	PRICE
	Standard (11mm) HVE Valve (for 1/2 inch or 16mm tubing)		
1	Standard (11mm) HVE valve assembly	11.1335.00	
2	Tip O-ring (10)	034.013.01	
3	HVE rotor assembly	11.1074.00	
4	Rotor O-ring (10)	034.014.01	
5	Spring clip spring (5)	11.0998.01	

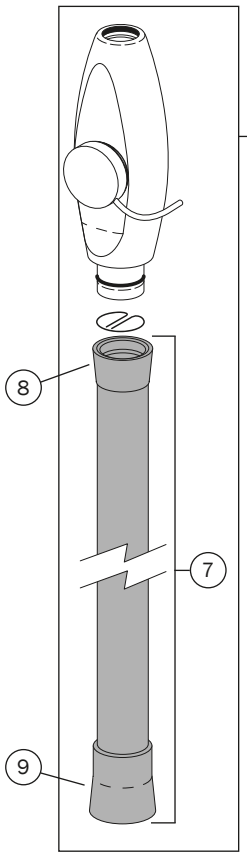

1/2 inch tubing

REF	DESCRIPTION	SURF	WHITE	PRICE
6	**Standard (11mm) HVE Assembly** with 1/2 in. tubing, valve, and (2) tailpieces			
	with 52" (1321mm) tubing	11.1286.00	11.1286.01	
	with 63" (1600mm) tubing	11.1296.00	11.1296.01	
7	**1/2 inch Tubing** with (2) standard tailpieces			
	with 52" (1321mm) tubing	11.1292.00	11.1292.01	
	with 63" (1600mm) tubing	12.1237.00	12.1237.01	
	Tailpieces			
8	Tailpiece for valve end	11.1027.00	11.1027.01	
9	Tailpiece for vacuum end	11.1300.01	11.1300.03	

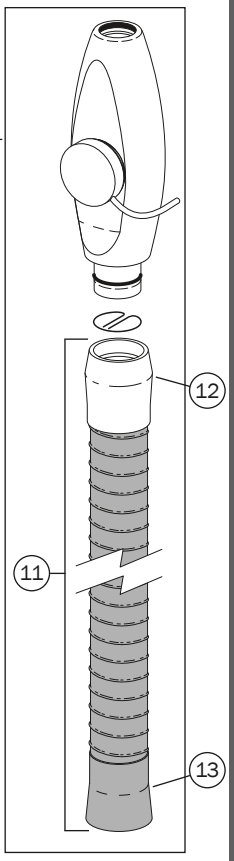

16mm tubing

REF	DESCRIPTION	SURF	WHITE	PRICE
10	**Standard (11mm) HVE Assembly** with 16mm tubing, and (2) tailpieces			
	with 52" (1321mm) tubing	–	11.1288.01	
	with 63" (1600mm) tubing	–	11.1305.01	
11	**16mm Tubing** with (1) 11mm tailpiece and (1) 16mm tailpiece			
	with 52" (1321mm) tubing	–	11.1294.01	
	with 63" (1600mm) tubing	–	12.1239.01	
	Tailpieces			
12	11mm tailpiece for valve end	11.1272.00		
13	16mm tailpiece for vacuum end	12.1121.00	11.1301.03	

52" tubing for A-dec 351 & 551 chair-mounted assistant's instrumentation
63" tubing for A-dec 352, 353, 541, & 545 assistant's instrumentation

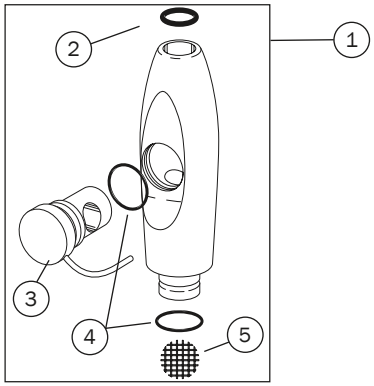

REF	DESCRIPTION	PART NUMBER	PRICE
	Standard SE Valve (for standard or 10mm tubing)		
1	Standard SE valve assembly	12.1258.00	
2	Tip O-ring (10)	034.107.01	
3	SE rotor assembly	12.1093.00	
4	Rotor O-ring (10)	034.012.01	
5	Screen (10)	11.1235.01	

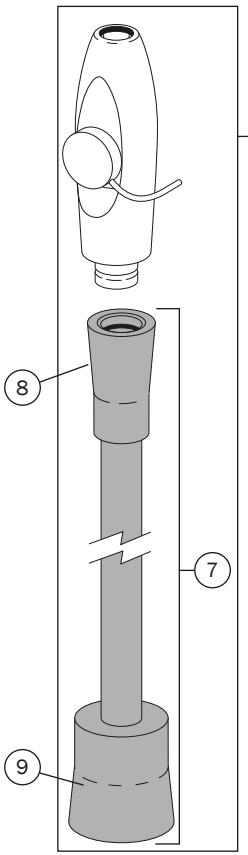

Standard tubing

REF	DESCRIPTION	SURF	WHITE	PRICE
6	**Standard SE Assembly** with standard tubing, valve, and (2) tailpieces			
	with 52" (1321mm) tubing	12.1227.00	12.1227.01	
	with 63" (1600mm) tubing	12.1235.00	12.1235.01	
7	**Standard Tubing** with (2) tailpieces			
	with 52" (1321mm) tubing	12.1231.00	12.1231.01	
	with 63" (1600mm) tubing	11.1306.00	11.1306.01	
	Tailpieces			
8	Tailpiece for valve end	12.1229.01	12.1229.03	
9	Tailpiece for vacuum end	11.1303.01	11.1303.03	

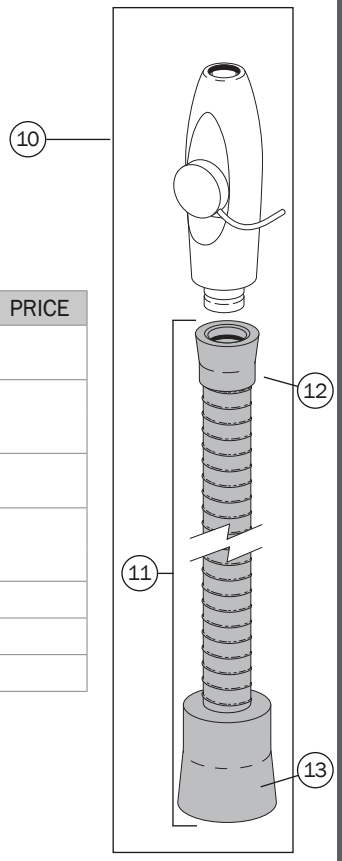

EasyFlex tubing

REF	DESCRIPTION	SURF	WHITE	PRICE
10	**Standard SE Assembly** with EasyFlex tubing, valve, and (2) tailpieces			
	with 52" (1321mm) tubing	–	12.1228.01	
	with 63" (1600mm) tubing	–	12.1236.01	
11	**EasyFlex Tubing** with (2) tailpieces			
	with 52" (1321mm) tubing	–	12.1232.01	
	with 63" (1600mm) tubing	–	11.1307.01	
	Tailpieces			
12	Tailpiece for valve end	11.1283.01	11.1283.03	
13	Tailpiece for vacuum end	11.1302.01	11.1302.03	

72" tubing for Performer with AVS
84" tubing for Cascade and Radius chair-mount and 12 o'clock assistant's instrumentation
144" tubing for Cascade cart and wall-mount instrumentation

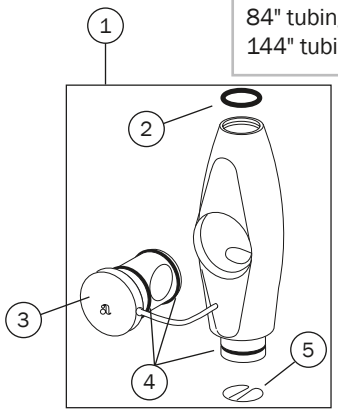

REF	DESCRIPTION	PART NUMBER	PRICE
	Standard (11mm) HVE Valve (for 1/2 inch or 16mm tubing)		
1	Standard (11mm) HVE valve assembly	11.1335.00	
2	Tip O-ring (10)	034.013.01	
3	HVE rotor assembly	11.1074.00	
4	Rotor O-ring (10)	034.014.01	
5	Spring clip spring (5)	11.0998.01	

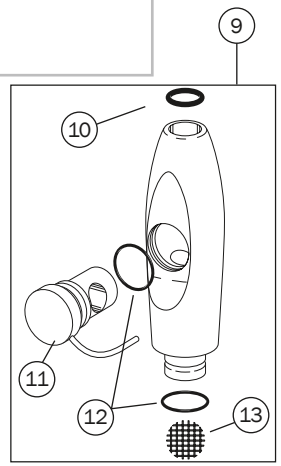

REF	DESCRIPTION	PART NUMBER	PRICE
	Standard SE Valve (for standard or 10mm tubing)		
9	Standard SE valve assembly	12.1258.00	
10	Tip O-ring (10)	034.107.01	
11	SE rotor assembly	12.1093.00	
12	Rotor O-ring (10)	034.012.01	
13	Screen (10)	11.1235.01	

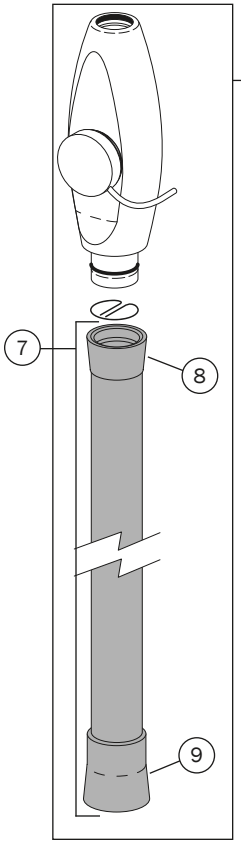

HVE with 1/2 inch tubing

REF	DESCRIPTION	SURF	WHITE	PRICE
6	**HVE Assembly** with 1/2 inch tubing, valve, and (2) tailpieces			
	Standard (11mm) HVE			
	with 84" (2434mm) tubing	11.1025.02	11.1025.04	
	with 144" (3658mm) tubing	11.1025.12	11.1025.14	
	Long Tip Holder HVE			
	with 84" (2434mm) tubing	11.1178.00	11.1359.00	
	Performer HVE for AVS			
	with 84" (2434mm) tubing	11.1127.01	11.1127.02	
7	**1/2 inch Tubing** with (2) tailpieces			
	with 84" (2434mm) tubing	11.1363.00	11.1363.01	
	with 144" (3658mm) tubing	11.1364.00	11.1364.01	
	Tailpieces			
8	Tailpiece for valve end	11.1027.00	11.1027.01	$14.00
9	Tailpiece for vacuum end			

SE with Standard Tubing

REF	DESCRIPTION	SURF	WHITE	PRICE
14	**SE Assembly** with standard tubing, valve, and (1) tailpiece			
	Standard SE			
	with 84" (2434mm) tubing	12.0910.06	12.0910.08	
	with 144" (3658mm) tubing	12.0910.12	12.0910.13	
	Performer SE for AVS			
	with 72" (1829mm) tubing	–	12.1246.00	
15	**Standard Tubing** with (1) tailpiece			
	with 84" (2434mm) tubing	12.1268.00	12.1268.01	
	with 144" (3658mm) tubing	12.1270.00	12.1270.01	
16	**Tailpiece for Valve End**			
	for standard SE	12.1088.00		
	for Performer SE for AVS			

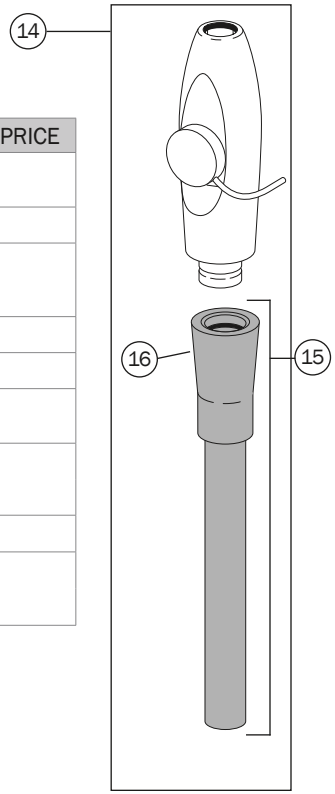

Large Bore (15mm) HVE Assembly for A-dec 500, 300, and Cascade Families

52" tubing for A-dec 351 & 551 chair-mounted assistant's instrumentation
63" tubing for A-dec 352, 353, 541, & 545 assistant's instrumentation

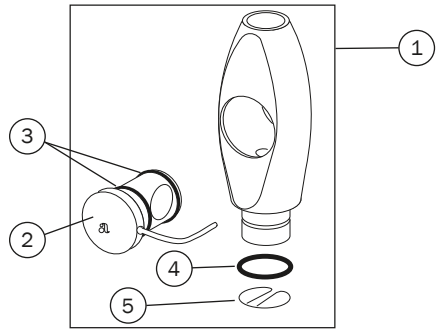

REF	DESCRIPTION	PART NUMBER	PRICE
	Large Bore (15mm) HVE Valve (for 16mm Tubing)		
1	Large bore (15mm) HVE valve assembly	12.1257.00	
2	HVE rotor assembly	12.1116.00	
3	Rotor O-ring (10)	034.019.01	
4	Tail end O-ring (10)	034.018.02	
5	Spring clip spring (5)	12.1109.01	

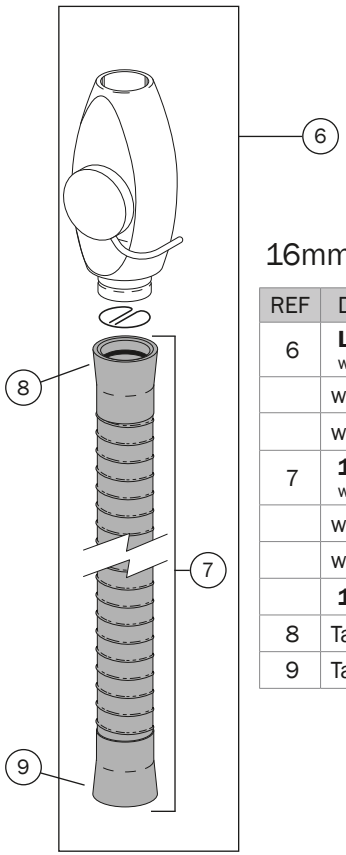

16mm tubing

REF	DESCRIPTION	SURF	WHITE	PRICE
6	**Large Bore (15mm) HVE Assembly** with 16mm tubing, valve, and (2) tailpieces			
	with 52" (1321mm) tubing	–	11.1287.01	
	with 63" (1600mm) tubing	–	11.1315.00	
7	**16mm Tubing** with (2) 16mm tailpieces			
	with 52" (1321mm) tubing	–	11.1293.01	
	with 63" (1600mm) tubing	–	12.1238.01	
	16mm Tailpieces			
8	Tailpiece for valve end	12.1121.00	11.1301.03	
9	Tailpiece for vacuum end	12.1121.00	11.1301.03	

Saliva Ejector, HVE, Vacuum and Umbilical, Flex, Foot Control, and Convolute

Saliva Ejector Tubing, Vinyl		LENGTH	DARK SURF	GRAY 3	PRICE
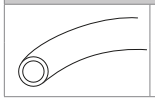	3/8" (9.5mm) OD	10' (3m)	024.142.03	024.218.03	
		50' (15m)	024.142.01	024.218.02	

High Volume Evacuator (HVE) Tubing, Vinyl		LENGTH	DARK SURF	GRAY 3	PRICE
	1/2" (12.7mm) ID	10' (3m)	024.144.03	–	
		50' (15m)	024.144.01	–	

Vacuum and Umbilical Tubing	LENGTH	DARK SURF	GRAY 3	PRICE
25mm ID vacuum tubing (for A-dec 200 and 300)	8' (2.5m)	–	024.209.02	
	12' (4m)	–	024.209.01	
20mm ID cuspidor drain tubing (for A-dec 200 and 300)	7' (2m)	–	024.210.02	
	12' (4m)	–	024.210.01	
25mm ID vacuum tubing (for A-dec 500)	9' (2.7m)	–	024.244.02	
	25' (8m)	–	024.244.03	
3" (63.5mm) ID umbilical tubing	10' (3m)	–	024.246.04	
1/2" (12.7mm) ID cuspidor drain tubing (for Performer)	10' (3m)	024.162.01	–	
	50' (15m)	024.162.03	–	
5/8" (15.9mm) ID cuspidor drain tubing	10' (3m)	024.177.01	–	
	50' (15m)	024.177.03	–	
3/4" (19mm) ID cuspidor drain tubing	10' (3m)	024.176.06	–	
	50' (15m)	024.176.08	–	

Foot Control Tubing	LENGTH	NO SHEATH	DARK SURF	GRAY 3	PRICE
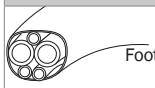 Foot control III tubing	10' (3m)	–	024.179.01	–	
	50' (15m)	–	024.179.03	–	
A-dec 500 foot control tubing	10' (3m)	–	024.202.01	024.229.01	
	50' (15m)	–	024.202.02	024.229.02	
A-dec 300 foot control tubing	10' (3m)	–	–	024.214.01	
	50' (15m)	–	–	024.214.02	

Convolute Tubing for Vacuum or Umbilical				
Inside diameter	LENGTH	DARK SURF	GRAY 3	PRICE
1/2" (12.7mm)	10' (3m)	024.193.01	024.220.01	
	50' (15m)	024.193.03	–	
5/8" (15.9mm)	10' (3m)	024.152.01	–	
	50' (15m)	024.152.03	–	
3/4" (19mm)	10' (3m)	024.192.01	–	
	50' (15m)	024.192.03	–	
1 1/2" (38mm)	10' (3m)	024.166.01	–	
	50' (15m)	024.166.03	–	
1 3/4" (45mm)	10' (3m)	024.153.18	024.232.01	
	50' (15m)	024.153.20	–	
2" (50mm)	10' (3m)	024.191.05	–	
	50' (15m)	024.191.07	–	

2-Way Toggle

33.0009.04

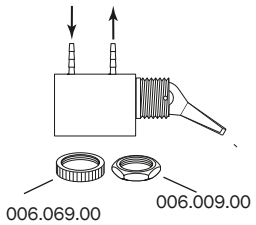

- Use for air or water
- Panel mount 1/2" hole (1/4" max. panel thickness)
- 1/8" barbs
- Surf 4 plastic toggle

2-Way Push-Button

33.0108.02

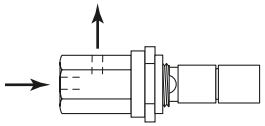

- Use on Decade cuspidor bowl rinse and cup fill
- Panel mount
- 10 – 32 ports
- Metal button

2-Way Toggle

33.0008.02

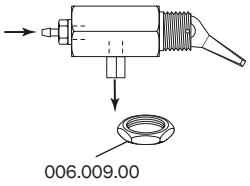

- Use on cuspidor cup fill spout
- Panel mount 1/2" hole (1/4" max. panel thickness)
- 1/8" barb, 10 – 32 female coupling
- Surf 4 plastic toggle

2-Way Toggle

33.0034.02

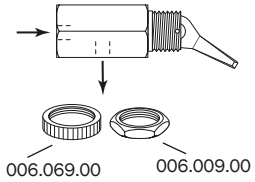

- Use for air or water
- Panel mount 1/2" hole (1/4" max. panel thickness)
- 10 – 32 ported
- Surf 4 plastic toggle

2-Way Toggle

42.0683.04

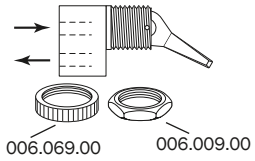

- Use for air or water
- Panel mount 1/2" hole (1/4" max. panel thickness)
- 10 – 32 rear ported
- Surf 4 plastic toggle

Flush Toggle Valve

33.0168.00 Flush toggle Surf 4

33.0168.01 Flush toggle Gray 3

- For A-dec 500 and 300
- 4-way
- 1/8" barbs

Toggle Valve for AVS

90.1210.00 Kit, valve

- White 2 toggle
- Operates saliva ejector

NOTE

Use two-way (non-exhausting) control valves for air, water and cuspidor bowl rinse and cup fill applications. Use three-way (exhausting) control valves for the master toggle, air coolant and water coolant signal applications.

3-Way Toggle

33.0048.05 Surf 4 toggle

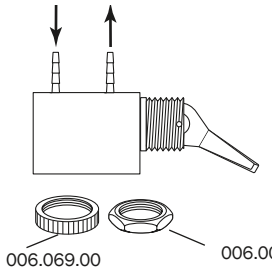

- Use with air signal valve
- Panel mount 1/2" hole (1/4" max. panel thickness)
- 1/8" barbs
- Surf 4 plastic toggle

3-Way Sub-Miniature Toggle

026.123.00

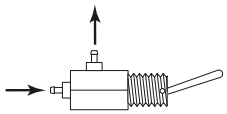

- Use with air signal valve
- Panel mount 1/4" hole (1/8" max. panel thickness)
- 1/8" barbs
- Non-adjusting metal toggle

2-Way Toggle Valve Kit
3-Way Toggle Valve Kit

33.0096.02 2-way

33.0080.03 3-way

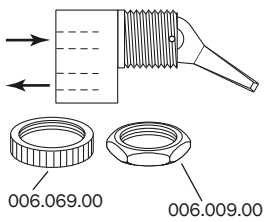

- Panel mount 1/2" hole (1/4" max. panel thickness)
- 10 – 32 ports
- Surf 4 plastic toggle
- 2-way, air or water
- 3-way, air

2-Way Toggle

12.1070.01

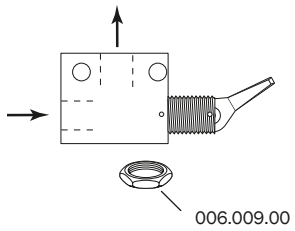

- Use for Performer
- 1/8" MPT ports
- Surf 4 toggle

Water Coolant

38.0098.00

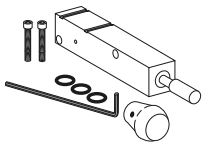

- For Century I control block
- Manifold mounting

Master Toggle Valves

33.0131.02 For Cascade/Radius surf 4

33.0173.00 For A-dec 500 and 300 gray 3

90.1189.00 For A-dec 300 with no delivery

33.0048.05 For A-dec 500 surf 4

- On/Off toggles

Needle Valve, Key

12.0920.00

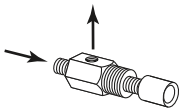

- Use for air applications
- For Cascade cuspidor-timed circuits
- Manifold mounting
- 10 – 32 male inlet
- 10 – 32 female outlet

Flow Control Needle Valve Fine Adjustment

33.0084.01

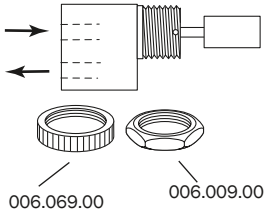

- Use for coolant water
- Panel mount 1/2" hole (1/4" max panel thickness)
- 10 – 32 rear ports
- Plastic black stem

Control Valve Assemblies

13.0361.00 Plastic stem

13.0350.00 Brass stem

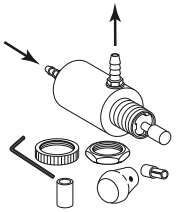

- Use for air or water applications
- Panel mount 1/2" hole (1/4" max. panel thickness)
- 10 – 32 ports

Flow Control Needle Valve Coarse Adjustment

33.0085.02

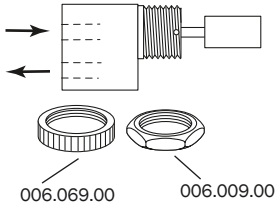

- Use for air or water
- Panel mount 1/2" hole (1/4" max panel thickness)
- 10 – 32 rear ports
- White plastic stem

Time Bowl Rinse Relay

12.0913.00

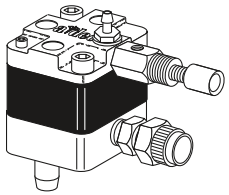

- For Cascade cuspidor
- 3/8" female Poly-Flo
- 1/8" barb
- 3/8" x 1/4" barb

Cup Fill Relay and Cup Fill Timer Stabilizer Kit

12.0934.00 Cup fill relay

90.0456.00 Stabilizer kit

- For Cascade cup fill
- 1/8" and 1/4" barb

NOTE: Kit replaces the cup fill timer and improves flow adjustment.

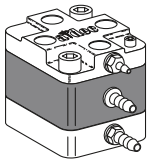

12.0934.00

90.0456.00

Time Delay Relay

42.0534.00

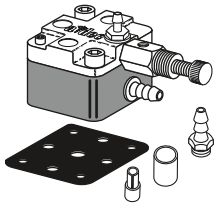

- For filter regulator manifolds and Excellence cuspidor
- 1/8" and 1/4" barb
- 9-hole gasket, 24.0137.01 (10)

Relay Valve with Holdback

34.0043.00

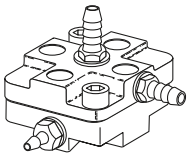

- For tooth dryer
- Non-Cascade
- 1/8" barbs (1)
- 1/4" barbs (2)

Service Tip

Air bubbles in the water or sputtering may be caused by:

- Loose syringe handle
- Defective O-ring on the connector tube at the syringe terminal
- Leaking diaphragm in the water regulator
- Leaking diaphragm in any water relay valve

Air-Actuated Water Shutoff

34.0031.00

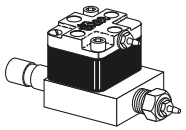

- Inlet 3/8" male compression fitting
- 1/8" barb

Air-Actuated Water Shutoff

34.0032.00 1/4" Poly-flo

34.0033.00 3/8" Poly-flo

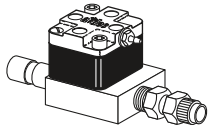

- Inlet 3/8" male compression fitting
- 1/4" poly sleeve with 1/4" poly adapter

Air-Actuated Water Shutoff

34.0036.00

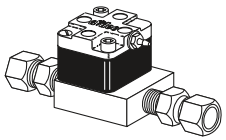

- Inlet and outlet 3/8" female compression fittings
- For Preference dental furniture sink

Air-Actuated Air Shutoff

34.0037.01 1/4" Poly-flo

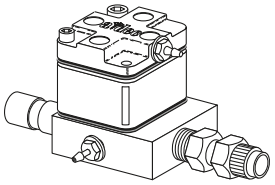

- Inlet 3/8" male compression fitting

Manual Shutoff

026.062.00 1/2" inlet, 3/8" compression outlet

026.158.00 1/2" threaded inlet, 3/8" compression outlet

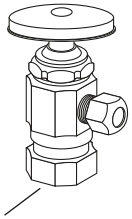

026.158.00 shown

- Inlet 1/2" compression or 1/2" female pipe thread
- Outlet 3/8" compression
- Nickel plated brass

Service Tip

Restricted water flow could be the result of a clogged screen in the manual shutoff valve. To check:

1. Turn off the master on/off valve toggle.
2. Bleed off system pressure.
3. Turn OFF manual shutoff valve.
4. Remove water filter/regulator.
5. Check screen.

3-Way Selector

33.0104.05

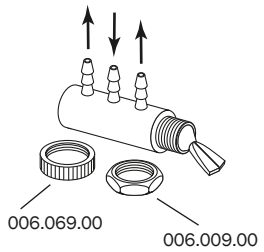

- Air applications only
- 2 position, 3-way
- 1/8" barbs
- Surf 4 plastic toggle

Ported 3-Way

82.0305.04

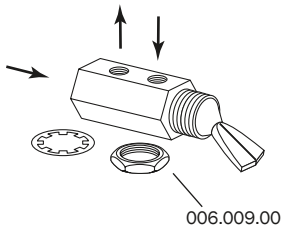

- Air or water applications
- 10 – 32 ports (3)
- Panel mount
- Surf 4 plastic toggle

2- or 3-Way Micro

33.0134.00 2-way (brass)

33.0138.00 3-way (SST)

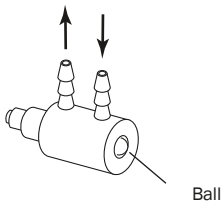

- 2-way, (brass ball) for Cascade bowl rinse and Excellence
- 3-way, stainless steel ball (SST), for Cascade cup fill and Excellence (replaces 29.0185.00)

2- or 3-Way Micro

29.0146.00 3-way

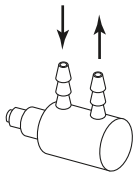

- 2-way, balanced for vacuum cuspidor
- 3-way, reverse

In-line Check

026.073.02

- 1/8" tubing barbs
- 15 psi minimum
- Arrow indicates direction of flow

Shuttle

026.074.01

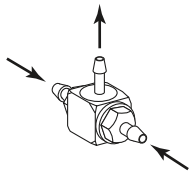

- 1/8" tubing barbs

Tee Check

27.0005.03

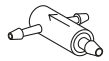

- For Century I and II handpiece flush
- 1/8" barbs
- Arrow indicates direction of flow

2-Way Air Bleed

33.0132.00

- For Cascade unitized holder
- Use for air bleed
- Snap fit mounting
- 1/8" barb

2-Way Air Bleed

33.0025.00

- For Excellence holder and Cascade individual holder
- Use for air bleed
- Snap fit mounting
- 1/8" barb

2-Way Air Bleed

33.0025.01

- For Continental whip and Excellence cuspidor
- Use for air bleed
- Snap fit mounting
- 1/8" barb

Brake Actuator Valve

99.0667.00 Actuator valve

- For controlhead brake on A-dec 500 and A-dec 300

Single Flow Restrictors

025.052.00 3/8" OD tubing

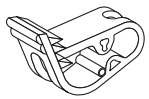

3/8" Plastic

Double Flow Restrictor

23.0173.00

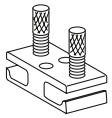

- 1/8" OD tubing
- Used for 3-way air/water syringe flow control
- O-ring added to adjustment screw for shipping. Discard after screw adjustment.

Pressure Indicator

24.0100.03

006.009.00

- Panel mount
- Black and silver bezels included
- Red indicator

Panel Mounting Brackets

026.036.00 Single

42.0701.00 Double

56.0339.00 Double for QDs

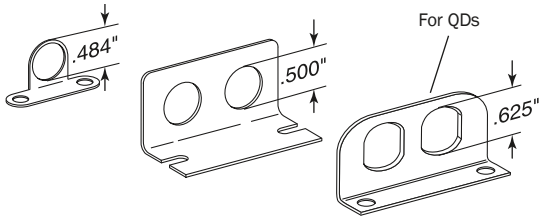

Toggle, on/off

33.0031.02 pin and toggle kit, surf 4

22.0462.02 Toggle, surf 4

22.0462.03 Toggle, white

011.038.01 Pin (5)

Toggle, Momentary

1,5	33.0037.02 Toggle and pin kit	
1	011.038.01 Straight pin, .062 Dia x .430, (5)	
2	29.0830.00 Stem w/O-ring, 2 way	
3	006.009.00 Hex nut 15/32-32" x 9/16" x 3/32"	
4	006.069.00 Knurl nut, 15/32-32"	
5	Momentary toggle lever	
	33.0036.02, Surf	
	33.0036.03, Gray 3	

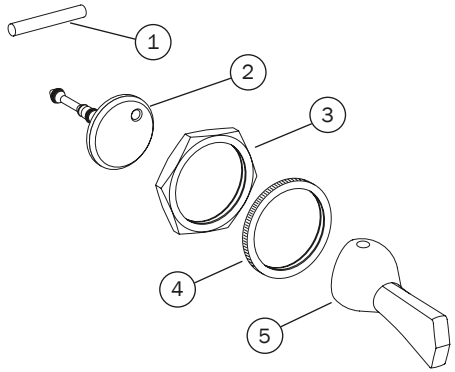

Notes

Use Only A-dec Syringe Tips

Use of syringe tips manufactured by a company other than A-dec may result in damage to the O-rings inside the syringe tip retainer assembly. Damage to these O-rings can result in syringe tip ejection. Many disposable syringe tips have sharp corners on the water tube, which cut the O-ring sealing the water from the air in the tip.

To help you easily identify genuine A-dec syringe tips, a distinguishing “a” mark is located above three grooves on each tip. A-dec syringe tips also have a bright nickel chrome finish.

The nickel chrome finish on A-dec’s syringe tips is not affected by cleaning solutions containing ammonia or amines. While A-dec tips are not affected by these solutions, we discourage the use of these chemicals when cleaning A-dec or any other manufacturers’ syringe tips since tips from different manufacturers are often mixed together in the dental office.

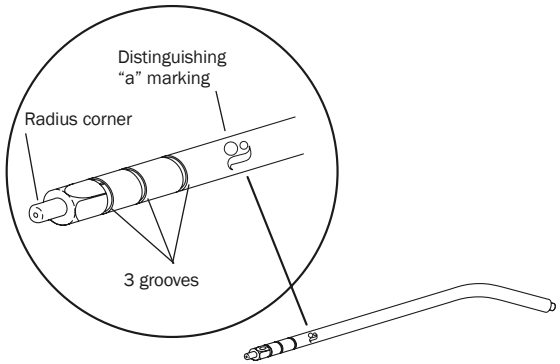

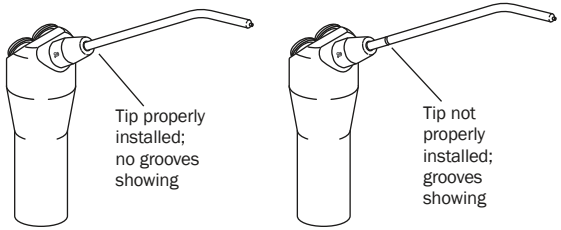

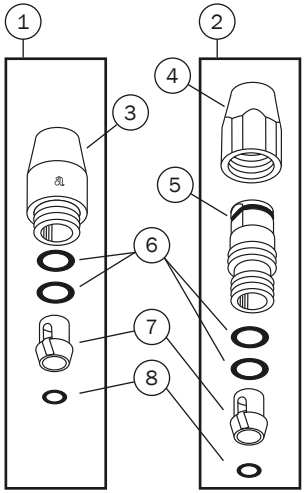

Syringe Nut Assemblies

REF	DESCRIPTION	PART NUMBER	PRICE
1	Syringe nut assembly, non-locking	23.1112.00	
2	Syringe nut assembly, locking	23.1090.00	
3	Non-locking nut, with O-ring	23.1111.01	
4	Locking nut	23.1103.00	
5	O-ring, 0.176" ID x 0.040" W (10)	035.030.01	
6	O-ring, 0.114" ID x 0.070" W (10)	035.062.01	
7	Syringe nut spacer, with O-ring	23.1101.01	
8	O-ring, 0.056" ID x 0.060" W (10)	034.003.01	

Standard Syringe Tip

23.0872.01 (5)

23.0872.02 (25)

- Autoclavable
- Standard size 3 1/4" (83 mm)
- Specially designed for A-dec syringes

Syringe Tips

23.0464.00 Long (1)

23.0465.00 Short bend (1)

- Autoclavable
- Long size 5 1/4" (133 mm)
- Short bend 3 1/4" (83 mm)
- Specially designed for A-dec syringes

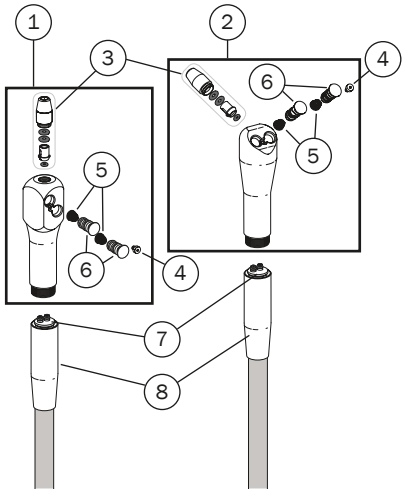

Autoclavable Syringe Assemblies

REF	DESCRIPTION	PART NUMBER	PRICE
1	Continental syringe head assembly	23.1096.00	
2	Traditional syringe head assembly	23.1011.00	
3	Syringe nut assembly, non-locking	23.1112.00	
	Syringe nut assembly, locking	23.1090.00	
4	Syringe button screw, 2-56 (5)	23.1193.01	
5	Conical compression spring (10)	013.064.01	
6	Button valve assembly (2)	23.1232.01	
7	Terminal barb assembly	23.1110.00	
	Terminal barb assembly, 2 barb, QD	23.1067.00	
8	Syringe handle, autoclavable	23.1015.00	

Autoclavable Syringe Assemblies

DESCRIPTION	PART NUMBER SURF	PART NUMBER GRAY 3	PRICE
Full Assemblies (Includes syringe, tubing, terminal barb assembly, and flow control clamp)			
Traditional syringe assembly, 7' (2,134 mm)	23.1150.00	23.1302.00	
Traditional syringe assembly, 12' (3,657 mm)	23.1150.12	23.1311.00	
Traditional syringe assembly, with QD terminal barb assembly, 7' (2,134 mm)	23.1195.00	23.1303.00	
Continental syringe assembly, 7' (2,134 mm)	23.1170.00	–	
Continental syringe assembly, with QD terminal barb assembly, 7' (2,134 mm)	–	23.1305.00	
Tubing Assemblies (Includes collet, bushing, retainer, retainer spring, and uni-clamps)			
Syringe tubing assembly, 7' (2,134 mm)	23.1208.00	23.1208.01	
Tubing (Tubing only, without end attachment hardware)			
Straight 3-hole tubing, 7' (2,134 mm)	024.155.02	024.223.02	
Straight 3-hole tubing, 12' (3,657 mm)	024.155.12	024.223.12	

Syringe Component Kits

Autoclavable Syringe Valve Kit

23.1234.00

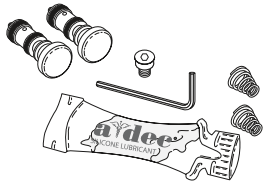

- For syringes beginning October 1995
- Includes button valves, springs, retaining screw, hex key, and silicone lubricant

Uni-Flo and Tri-Flo Syringe Service Kit

23.0019.00

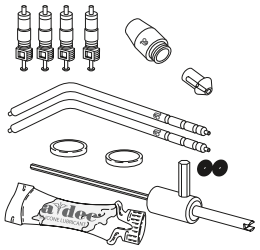

- Includes two syringe tips, nut, four valves, two diaphragms, two O-rings, valve core removal tool, and lubricant

Uni-Flo and Tri-Flo Syringe Valve Core Service Kit

23.0018.00

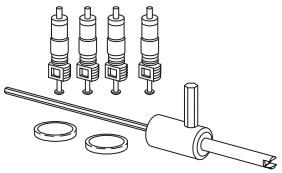

- Includes four valve cores, two syringe button diaphragms, and valve core removal tool

Autoclavable QD Syringe Service Kit

23.1235.01

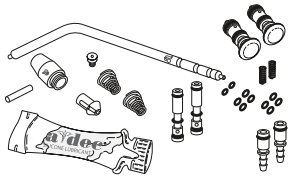

- Includes syringe tip, screw, pin, syringe nut with spacer, springs, button valves, stem assemblies, terminal barbs, silicone lubricant and O-rings

2-Button Conversion Kit

23.1194.00

- Converts from single autoclavable button to two autoclavable buttons
- Includes: (2) valve assemblies, (1) spacer, screw, (2) springs, silicone lubricant, and hex key

EZ-Clean Syringe Conversion Kit

23.1060.00

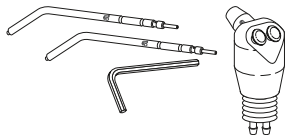

- Changes older style A-dec syringe head to the new 2-button style
- Includes:
  (1) Syringe head,
  (2) Syringe tips
  (1) 5/32" hex key,
  (1) Double flow clamp to regulate air and water pressure

Strain Relief Installation Tool

23.1349.00



- For syringe tubing

Service Tips

USE ONLY A-DEC SILICONE LUBRICANT (98.0090.01)

Using petroleum-based lubricants (jellies, creams, or lotions) causes the O-rings in the syringe to swell and/or deteriorate, resulting in syringe malfunction or failure.

USE ONLY A-DEC SYRINGE TIPS

Using disposable syringe tips or tips manufactured by a company other than A-dec may result in damage to the O-rings inside the tip retainer nut assembly. Damaged O-rings may result in syringe tip ejection.

Identify genuine A-dec tips by the “a” located above three grooves on each tip.

A-dec syringe tool

98.0010.00

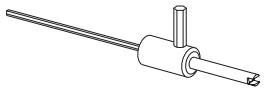

A-dec’s syringe tool incorporates:

- A valve core removal tool
- A 3/32" hex wrench for syringe flow adjustment
- A 5/32" hex wrench for removing and installing the syringe tip insert

Torque Adapter Tool

23.1354.00



- For syringe nut

Legacy Syringe Assemblies

EZ-Clean Syringe

Service Parts Only

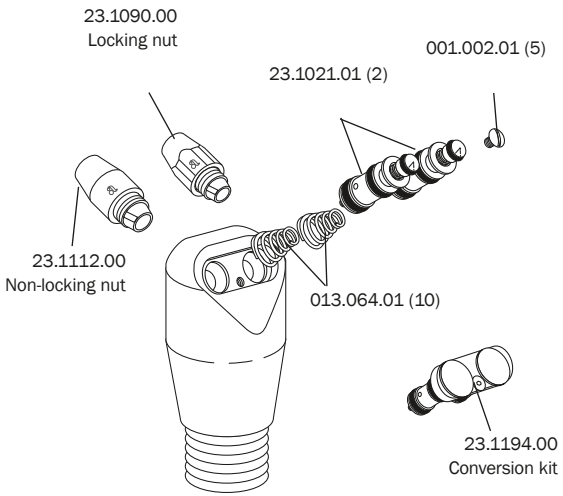

Continental Pencil Syringe

Service Parts Only

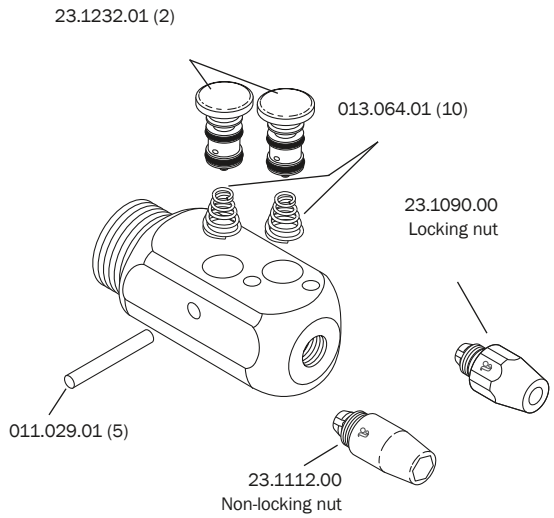

Uni-Flo Syringe

Service Parts Only

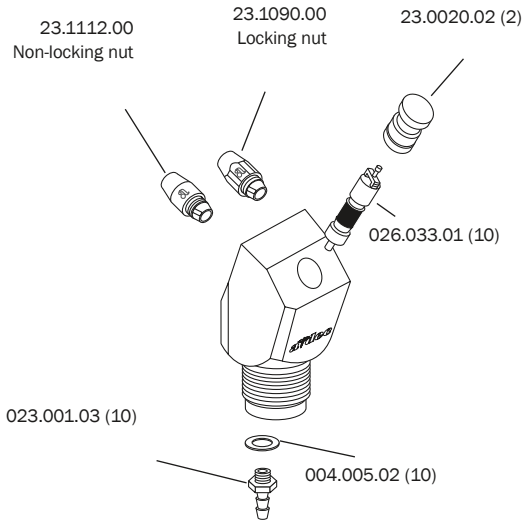

Tri-Flo Syringe

Service Parts Only

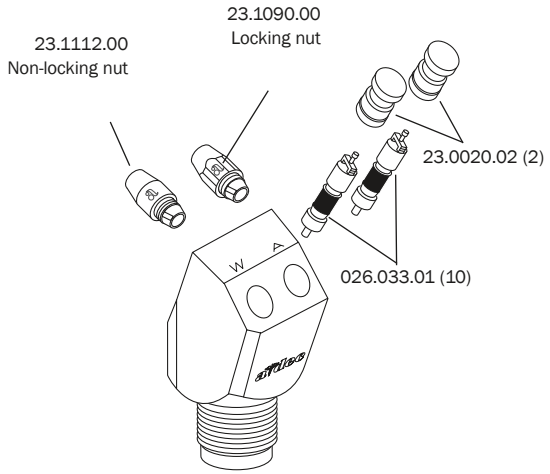

Lever Syringe

Service Parts Only

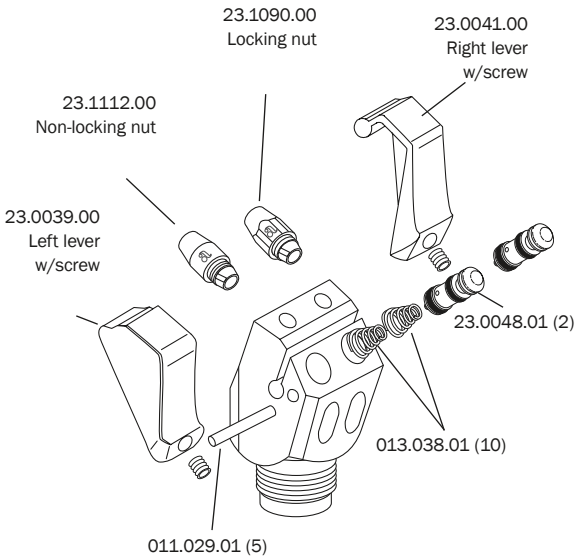

Soft-touch Syringe

Service Parts Only

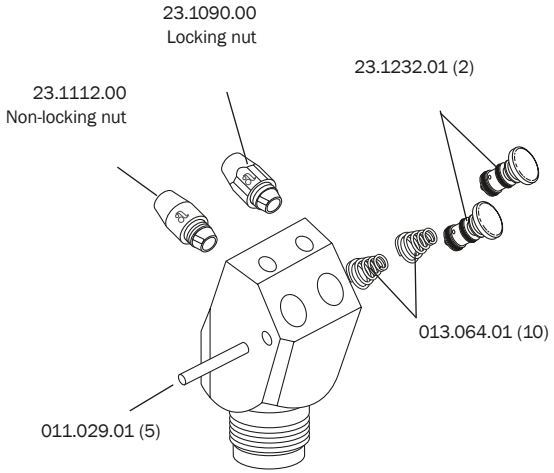

Terminal Barb Assemblies

	REF	DESCRIPTION	PART NUMBER	PRICE
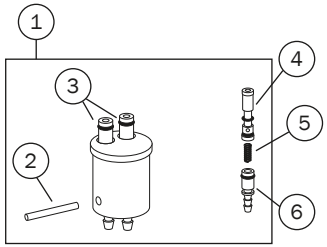	1	Terminal barb assembly, 2 barb, quick disconnect	23.1067.00	
	2	Pin (5) 0.062" Dia x 0.430" L	011.038.01	
	3	O-ring, AS568-002 (10)	030.002.02	
	4	Stem, w/O-ring (2)	23.1064.01	
	5	Compression spring (10) 0.088" OD x 0.250"	013.003.01	
	6	Terminal barb, w/O-ring (3)	23.1068.01	
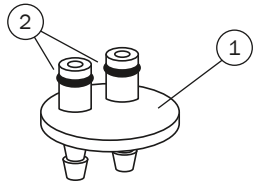	1	Terminal barb assembly, 2 barb, w/O-rings	23.1110.00	
	2	O-ring, AS568-002 (10)	030.002.02	
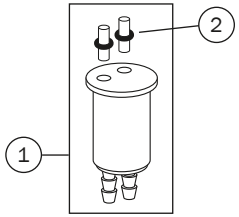	1	Terminal barb assembly, non-circulating	23.0760.00	
	2	O-ring, AS568-004 (10)	030.004.02	

Replacement Handle

23.1015.00



- Use for:
  Autoclavable, and Continental autoclavable syringes

Replacement Handle

23.0757.00 Handle

23.0768.00 Bushing

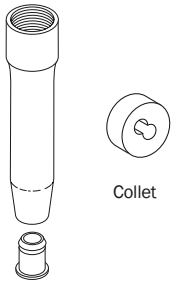

- Use for :
  Continental pencil, EZ Clean, Lever, Soft-Touch, Uni-Flo and Tri-Flo
- Use collet with Uni-Flo, syringe

Syringe Strain Relief Repair Kit

90.0563.00 Repair kit

010.073.01 Spring (5)

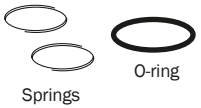

- Includes (1) O-ring and (2) retainer springs

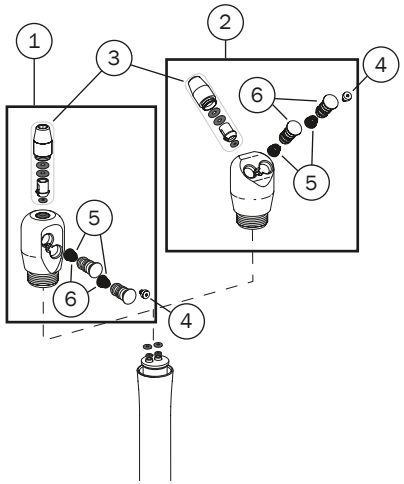

Autoclavable Warm Water Syringe Assemblies for A-dec 300 and A-dec 500

REF	DESCRIPTION	PART NUMBER	PRICE
1	Continental syringe head assembly, small	23.1277.00	
2	Traditional syringe head assembly, small	23.1278.00	
3	Syringe nut assembly, non-locking	23.1112.00	
	Syringe nut assembly, locking	23.1090.00	
4	Syringe button screw, 2-56 (5)	23.1193.01	
5	Conical compression spring (10)	013.064.01	
6	Button valve assembly (2)	23.1232.01	
	Printed circuit board (Includes mounting hardware)	23.1314.00	
	Printed circuit board for A-dec 545 (Includes mounting hardware)	23.1314.01	

Warm Water Syringe Tubing

DESCRIPTION	PART NUMBER SURF	PART NUMBER GRAY 3	PRICE
Full Assemblies (Includes syringe head, tubing, terminal barb assembly, warm water circuit board, and mounting hearware)			
Traditional syringe assembly, 84" tubing with 56" sheath (For use with 532, 542, 332, 334, 336)	–	23.1290.01	
Traditional syringe assembly, 84" tubing with 62" sheath (For use with 352, 353, 541, 545)	–	23.1294.01	
Traditional syringe assembly, 120" tubing with 56" sheath (For use with 551)	–	23.1306.01	
Continental syringe assembly, 84" tubing with 56" sheath	–	23.1291.01	
Tubing Assemblies (Includes tubing, handle, bushing, retainer, terminal barb assembly, and spring))			
84" tubing with 56" sheath (For use with 532, 542, 332, 334, 336)	23.1284.00	23.1301.01	
84" tubing with 62" sheath (For use with 352, 353, 541, 545)	23.1285.00	23.1299.01	
120" tubing with 56" sheath (For use with 551)	23.1279.01	23.1307.00	

Low Voltage Water Heater Service Parts	PART NUMBER	PRICE
Water heater, low voltage	40.1060.00	
Heated tubing assembly with terminal	23.1198.00	

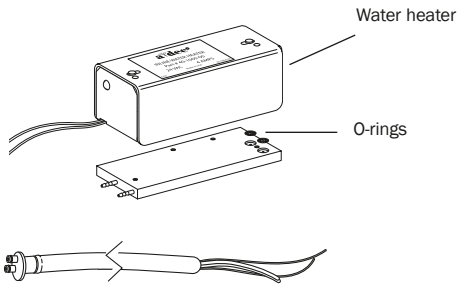

Foot Control Assemblies

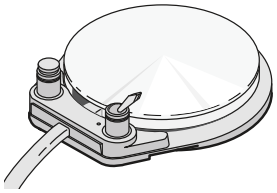

Wet/dry foot control
with chip blower/accessory button and wet/dry toggle

- Modulates variable speed operation with foot pressure applied in any position
- Wet/dry toggle operates on/off control for coolant water
- Chip blower for use with air turbine, electric handpiece, A-dec camera, as well as ultrasonic instruments

PRODUCT DESCRIPTION	PART NUMBER GRAY 3	PRICE
A-dec 532/533 foot control, 5' (1,524 mm)	38.1829.00	
A-dec 541/542 foot control, 16' (4,876 mm)	38.1829.01	
A-dec 332/333 foot control, 5' (1,524 mm)	38.1862.00	
A-dec 334/335 foot control, 9' (2,743 mm)	38.1838.00	
Cascade/Radius foot control, 7' (2,134 mm)	38.1889.00	

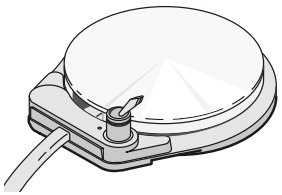

Wet/dry foot control
with wet/dry toggle

- Modulates variable speed operation with foot pressure applied in any position
- Wet/dry toggle operates on/off control for coolant water
- Use for both the air turbine or electric handpiece

PRODUCT DESCRIPTION	PART NUMBER GRAY 3	PRICE
A-dec 332/333 foot control, 5' (1,524 mm)	38.1834.00	
A-dec 334/335 foot control, 9' (2,743 mm)	38.1821.00	
Cascade/Radius foot control, 7' (2,134 mm)	38.1890.00	

Lever foot control
wet/dry foot control with chip blower/accessory button

- Superior speed modulation with side to side movement
- Intuitive, eyes free, wet/dry operation
- Ergonomic foot placement during operation

PRODUCT DESCRIPTION	PART NUMBER GRAY 3	PRICE
Lever foot control, 5' (1,524 mm)	38.1871.00	
Lever foot control, 7' (2,134 mm)	38.1871.01	
Lever foot control, 9' (2,743 mm)	38.1871.02	
Lever foot control, 16' (4,877 mm)	38.1871.03	
A-dec 300 chip blower kit	90.1546.00	

Wet/Dry Foot Control

Items are compatible with foot control I, II, III, A-dec 500, 300, and 200; unless noted

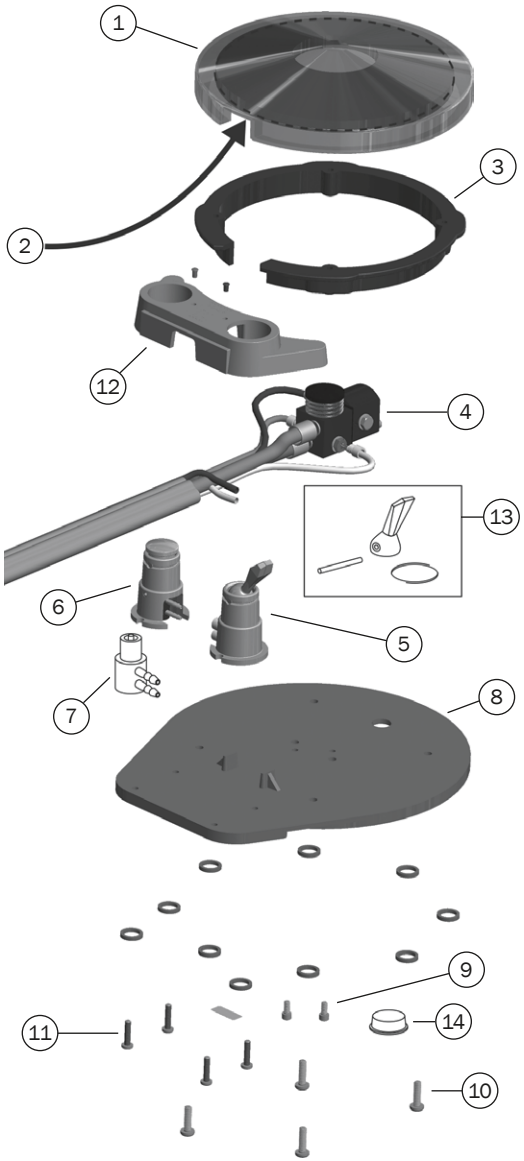

REF	DESCRIPTION	PART NUMBER	PART NUMBER SURF	PART NUMBER WHITE	PRICE
1	Chrome plated foot control cover (Includes #2 foam liner)	22.0110.00			
2	Foam liner	38.0076.00			
3	Retaining ring, 5" OD (Includes attachment screws) (Not compatible with FC I)	38.0237.00			
4	Regulator assembly (FC III only)	38.0761.00			
5	3-way wet/dry toggle		38.0604.00	38.1832.00	
6	3-way chip blower/scaler/accessory button		38.0612.00	38.0612.01	
7	3-way micro-valve	33.0138.00			
8	Base assembly (Includes U-cup)		38.0059.02	38.0059.03	
9	Screw, socket head, 4-40 x 1/4"	003.078.00			
10	Screw, pan head, philips, #6 x 1/2"	003.022.01			
11	Screw, pan head, philips, #4 x 1/2"	003.088.00			
12	**Accessory housing**				
	Two hole (A-dec 500/300/200)			38.1802.01	
13	Wet/dry toggle kit (Includes pin, toggle, and retaining spring)		38.0075.03	38.0075.04	
14	Rubber bumpers (25) (1/2" bumper with self-adhesive back)	017.007.01			

Foot Control III Valve Assembly

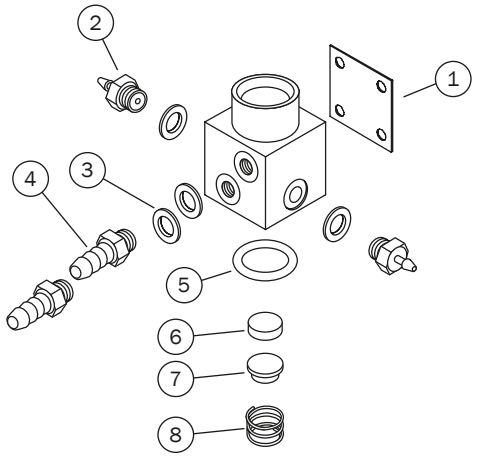

REF	DESCRIPTION	PART NUMBER	PRICE
ALL	Foot control III valve	38.0761.00	
1	Diaphragm, 3/4" square x .013 thick (10)	38.0054.02	
2	Barb, 1/8" x 10-32 (10)	023.004.03	
3	Washer, flat, nylon, .187 ID (10)	004.005.02	
4	Barb, 5/16" x 10-32 (10)	023.805.01	
5	O-ring, .364 ID x .070 wide (10)	030.012.02	
6	Poppet, plastic, foot control	22.0060.00	
7	Cap spring, foot control	22.0050.00	
8	Spring, compression, .312 OD x .25	22.0580.00	

Foot Control Tubing	LENGTH	NO SHEATH	DARK SURF	GRAY 3	PRICE
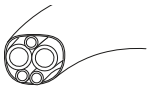 Foot control III tubing	10’ (3m)	–	024.179.01	024.248.01	
	50’ (15m)	–	024.179.03	024.248.03	
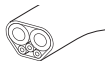 A-dec 500 foot control tubing	10’ (3m)	–	024.202.01	024.229.01	
	50’ (15m)	–	024.202.02	024.229.02	
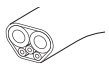 A-dec 300 foot control tubing	10’ (3m)	–	–	024.214.01	
	50’ (15m)	–	–	024.214.02	

Foot Control I Valve Service Kit

90.0010.00

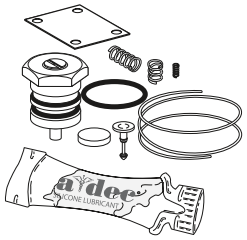

- For use with foot control I valve (discontinued 1979)

Foot Control II Valve Service Kit

90.0312.00

- For use with foot control II valve (discontinued 1999)

Foot Control III Valve Service Kit

90.0593.00

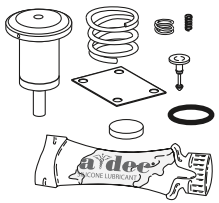

- For use with foot control III valve (38.0761.00)
- Also use with A-dec 500, 400, and 300 foot controls

Foot Control I Retaining Ring

22.0120.00 Gray

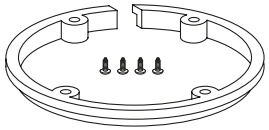

- Includes 4 screws 6 x 1/2"

Euro Conversion Kits

38.0825.00 A-dec 200/300/500/Simulator

38.1764.00 Cascade/Radius/Performer

Service Tip

WATER LEAKS FROM HANDPIECES AFTER REMOVING FOOT FROM FOOT CONTROL

Some water leaks can be caused by pinched foot control tubing, which blocks the exhaust exit out of the foot control and traps the water coolant signal.

REMINDER: TROUBLESHOOTING AN ACTIVE FOOT CONTROL

Before removing the foot control disc, move the master On/Off toggle to the OFF position and bleed the system of air pressure. This prevents the foot control stem from being forcefully ejected from the Foot Control II valve.

If the air supply to the foot control must be active while testing, before moving the master On/Off toggle to the ON position, ensure that the stem assembly in the foot control valve cannot be ejected.

Water Cartridge

38.1780.00 Water cartridge

38.1799.01 Washer (5)

- For converting from a dry control block position to a wet block
- Includes washer
- For A-dec 500 and 300 control blocks only

Dry Cartridge

38.1783.00 Dry cartridge

38.1799.01 Washer (5)

- For converting from a wet control block position to a dry block
- Includes washer
- For A-dec 500 and 300 control blocks only

Control Adjustment Stems for A-dec 500

38.1785.01 Drive air stem

38.0526.00 Air coolant stem

38.0516.00 Water coolant stem

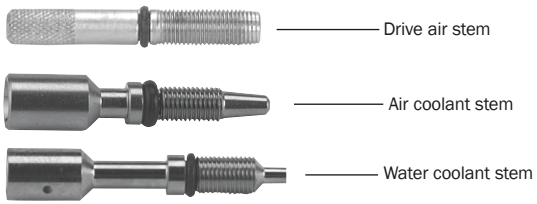

Flow Adjustment Key for A-dec 500

38.1808.01 Flow adj. key (4)

- Key with O-ring adjusts air and water coolant

Control Block Diaphragm

38.1787.01 Diaphragm, 4-position blk (5)

38.1833.01 Diaphragm, 3-position blk (5)

- For A-dec 500 and 300 control blocks

Control Adjustment Stems for A-dec 300

38.1785.01 Drive air stem

38.1825.00 Air coolant stem

38.1824.00 Water coolant stem



QD Plug and Barb Retainer

026.160.01 QD, plug (5)

38.1800.00 Barb retainer, 4 position

38.1800.01 Barb retainer, 3 position



- For A-dec 500 and 300 control block
- Includes O-ring

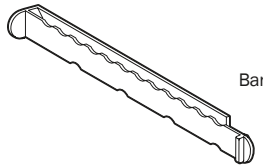

Flow Adjustment Key for A-dec 300

38.1823.00

- $^{7}/_{16}$" dia. white 2

Century Plus Control Block

38.0540.00

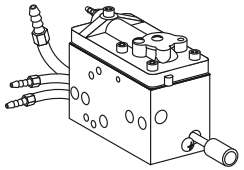

- With pigtails

Century Plus Cartridges

38.0517.00 Air bleed

38.0518.00 Check valve

38.0520.00 Water valve

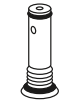

Air bleed
(brass base)

Check valve
(blue base
with duckbill)

Water valve
(red base)

Drive Air Flow Adjustment Stem

38.0510.00 Stem

035.034.01 O-ring (10)

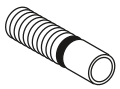

- Includes O-ring

Water Coolant Flow Adjustment Stem

38.0516.00 Stem

035.034.01 O-ring (10)

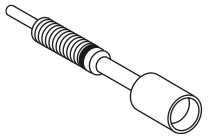

- Includes O-ring

Syringe Flow Control Barb

38.0555.00

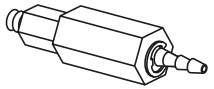

- For air and water
- 1/8" barb
- 10-32 threaded fitting

Flush Valve Stem

38.0525.00 Stem

035.033.01 O-ring (10)

034.001.01 O-ring (10)

013.072.00 Spring

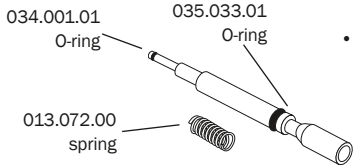

- Includes O-rings

Air Coolant Flow Adjustment Stem

38.0526.00 Stem

030.003.02 O-ring (10)

- Includes O-ring

Handpiece Control Adjustment Keys

98.0867.02 (5)

- Autoclavable adjustment keys
- For use in Cascade and Decade 4400 handpiece controls

Gauge, Horizontal

39.0822.00

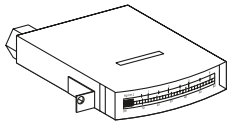

- Panel mount
- 0 – 60 psi
- 1/2" x 1 3/4"
- 6-32 mounting holes
- 10-32 port
- Includes 1/8" barb
- Does not include mounting bracket

Traditional-Style Century Plus Handpiece Control Kits

38.0631.00 Unitized

38.0375.00 Individual w/holder

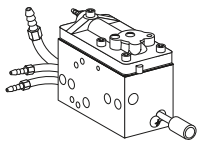

- For Cascade handpiece position
- Includes control block, valve, tie bolts, gasket, and hardware

Continental-Style Century Plus Handpiece Control Kits

38.0638.00 Continental

39.1054.00 Whip only

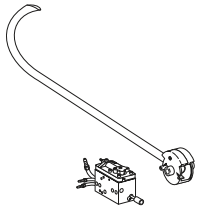

- For Cascade handpiece position
- Includes control block, valve, tie bolts, whip assembly, gasket, and hardware

Pins for Continental Whip

39.1050.00 Short pin

39.1051.00 Long pin

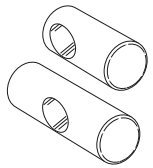

- Short pin used on outer sides of end whips
- Long pin used between whips

Tie Bolt Kit

38.0504.07 3 blocks

38.0504.08 4 blocks

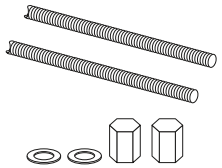

- Includes (2) bolts, (2) washers, and (2) nuts

Dry Block Conversion Kit

38.0648.00

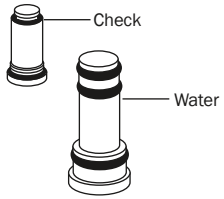

- Black base
- Contains (2) plugs (one water, one check valve)

Century Plus Control Block Service Kit

38.0537.01 Service Kit

001.021.01 Screw

75.0911.01 Fiber-optic switch diaphragm (5)

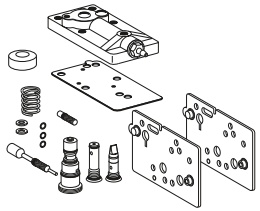

- Includes cartridges, gaskets, stem, diaphragms, cap assembly, actuator, washers, spring, and screws
- Order IOLS diaphram for systems that also include a Fiber-optic Light Source (75.0911.01)

Continental Whip Tension Springs

013.015.00 Red 3 lb. spring

013.027.00 Green 4 lb. spring

- Red 3 lb. spring is standard on Cascade
- Green 4 lb. spring used for greater return pull on whip arm

Locking Adjustment Knob

83.0217.00 Flow adjustment knob, locking

- For use in Cascade and A-dec 500 handpiece controls
- Tool removable from flow adjustment stem

Century Plus Manifold Assembly

for Cascade

38.0524.00 for Cascade

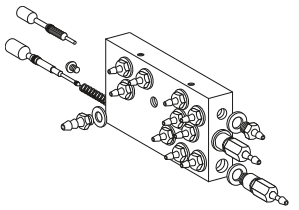

Century II Control Block

38.0223.02 Block assembly

38.0234.02 Kit

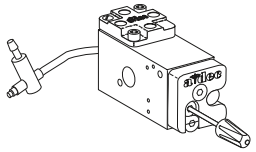

- Block assembly includes control block, (2) knobs (one gray, one black), and gasket
- Kit includes control block, valve, tie bolts, gasket, holder, and hardware

Push On Knob Kits for Coolant Stems

027.017.02 Blue dot for water

027.018.02 Yellow dot for air

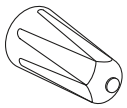

- Each kit includes both gray and black knobs w/color dot
- Choose yellow for air coolant and blue for water coolant

Tie Bolt Kit

38.0193.01 3 blocks

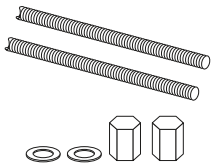

- Includes (2) bolts, (2) washers, and (2) nuts

Water Valve Cover and Stem Assembly

29.0831.00 Stem w/O-rings

38.0181.00 Valve cover

38.0054.02 Diaphragm (10)

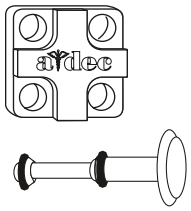

- For Century II control blocks

IC Control Block

38.0467.00 Block assembly



- Block assembly includes control block, barbs, and caps

Air and Water Coolant Stem

33.0103.00 Stem

030.004.02 O-ring (10)

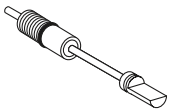

- Includes O-ring (030.004.02)

Century II Control Block Repair Kit

90.0321.00 Kit

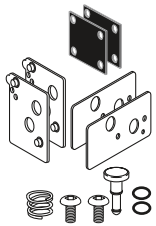

- Includes diaphragms,gaskets, O-rings, stem spring, and screws

Valve Cover Kit

90.0304.00 Kit

38.0178.00 Cover w/screws

38.0179.02 Diaphragm (10)

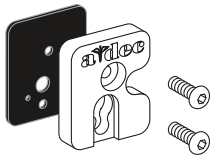

- Includes valve cover, diaphragm, O-rings, and screws

Compression (Stem) Spring

013.025.00

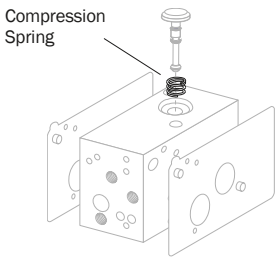

3-Way Cartridge

33.0100.02 Surf 4 toggle

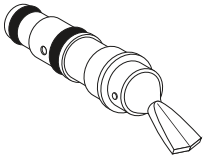

- Use for Master on/off and coolant water air signal on/off functions in Century II master block

Air Bleed Restrictor

38.0316.00 Restrictor

030.004.02 O-ring (10)

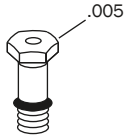

- Includes O-ring

Key Adapter with Screw

39.0820.00

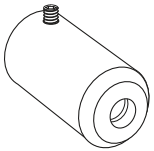

- For use on IC control heads to adjust scaler blocks

Cartridge Needle Valve Kit

33.0101.02

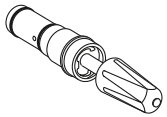

- Includes (2) knobs (one gray, one black)
- Use for coolant air metering in Century II master block

Flush/Non-Retractable Handpiece Conversion Kits

14.0326.00 Non-retraction kit

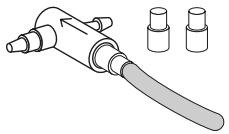

- Add flush capability to handpiece tubing
- 1 handpiece kit includes teed check valve, uniclamps, and instructions

Air Bleed Filter

19.0001.03 (2)

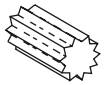

- 10 microns

Adjustable Screw w/O-ring

29.0100.00

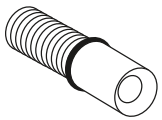

On/Off Indicator

24.0105.01 Silver bezel

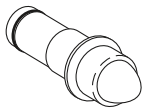

- Used for on/off indicator in Century II master block

Air Bleed Restrictor Barbs

023.036.00 .005

023.070.00 .013

004.005.02 Washer (10)

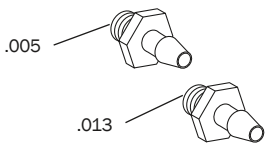

- Requires washer (004.005.01)

Performer Control Block

38.0729.00 Block w/pigtails

38.1775.00 Service kit, Perf

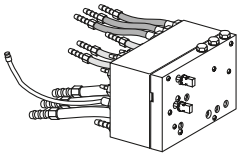

- Service kit includes: diaphragm, water relay assembly, and water valve actuator

Performer Control Block Diaphragm

38.0711.01 (5)

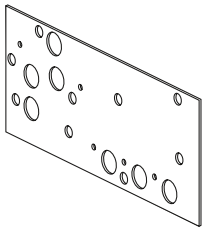

Water Relay Valve Cartridge and Actuator

38.0717.00 Cartridge

38.0718.00 Actuator

Cartridge

Actuator

Performer Knob, Push On

027.057.00

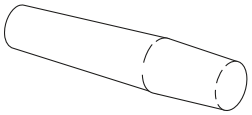

Coolant Flow Adjustment Stems

38.0712.00 Water stem

38.0713.00 Air stem

030.004.02 O-ring (10)

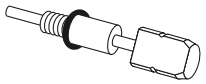

- Water stem
  Includes O-ring

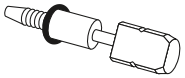

- Air stem
  Includes O-ring

Performer Pressure Relief Kit

90.1020.00 Kit

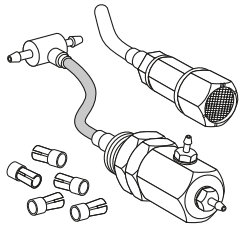

- Includes muffler assembly, valve assembly, (5) uni-clamps, and installation instructions

Flow Control Screw

38.0766.02 Assembly (5)

030.004.02 O-ring (10)

- Assembly includes screw with O-ring

Service Tip

Use a Performer pressure relief kit (90.1020.00) to prevent trapped air and water from exhausting through the high speed handpiece when it is lifted from the holder.

12 O'Clock Doctor's Holder with Valve

99.0711.00 541 doctor's holder, surf 4

99.0711.01 541 doctor's holder, white 2

- For Doctor's handpieces on a 12 o'clock delivery system

Whip Assembly Kit for A-dec 500

77.0291.01 Whip kit, surf 4

77.0291.02 Whip kit, white 2

013.123.00 Spring, whip

77.0063.00 Whip cover, surf 4

77.0063.01 Whip cover, white 2



- Includes whip assembly, cover, and spring

Whip Components for A-dec 300

90.1205.00 Whip kit A-dec 300

- Includes whip assembly, cover, and spring

A-dec 300/500 Accessory Holders

99.0681.00 Holder, surf 4

99.0681.01 holder, white 2

99.0708.01 12 O'clock holder, white 2

77.0919.00 A-dec 300 accessory holder

Standard (11 mm) HVE Holder

99.0650.01 Holder, surf 4

99.0650.03 Holder, white 2

99.0674.01 Holder, auto-electric, surf 4

99.0740.01 Holder, auto-electric, white 2

- With axel



Saliva Ejector or Syringe Holder

99.0653.01 Holder, surf 4

99.0653.03 Holder, white 2

99.0673.01 Kit, holder, auto-electric, surf 4

99.0739.01 Kit, holder, auto-electric, white 2



11 mm x 15 mm and 15 mm HVE Holder

99.0652.01 Holder, surf 4

99.0652.03 Holder, white 2

99.0675.01 Holder, auto-electric, surf 4

99.0738.01 Holder, auto-electric, white 2



A-dec 500/300 Brake Handle

77.0104.03 500 Brake handle assembly, gray

77.0104.01 500 Brake handle assembly, surf

90.1281.00 300 Brake handle assembly

90.1451.00 336 Handle assembly

Flex Holder Assembly

99.0705.01 Syringe/SE holder, white 2

99.0706.01 HVE holder, white 2

99.0707.01 15 mm HVE holder, white 2



Handpiece Holders

2-Position Cascade Unitized Holders

99.0629.00 Left

99.0628.00 Right

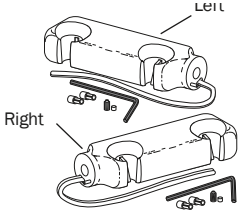

- Includes unitized holder (Surf 4), air bleed valves, tubing, and necessary hardware

3-Position Cascade Unitized Holders

99.0619.00 Left

99.0618.00 Right

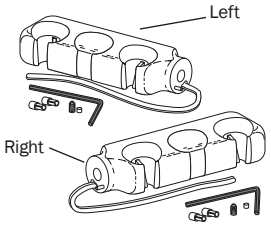

- Includes unitized holder (surf 4), air bleed valves, tubing, and necessary hardware

Plugs for Unitized Holder

99.0607.00 Hole plug, surf 4

75.0083.00 Continental plug

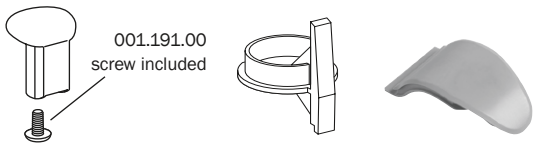

Hole plug

Slot plug

Continental plug

Cascade Individual Holder

99.0583.00

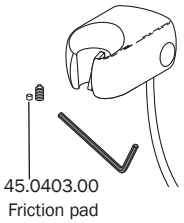

- Fits 1/2" bar
- Includes individual Surf 4 holder, air bleed valve, tubing friction pad, set-screw, and necessary hardware

Excellence Holder Assembly

99.0024.00 Black

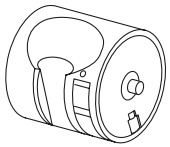

Gray Universal Holder

99.0519.01 Gray

Auto Holders

99.0537.01 Gray assembly

99.0541.01 Gray holder only

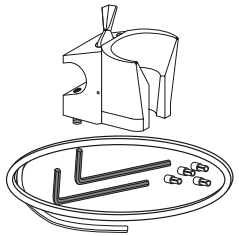

- Fits 1/2" bar
- Includes tubing and necessary hardware

Handpiece Oil Collection System

24.0410.00

90.1110.00 A-dec 500 Surf

90.1110.01 A-dec 500 & A-dec 300 white

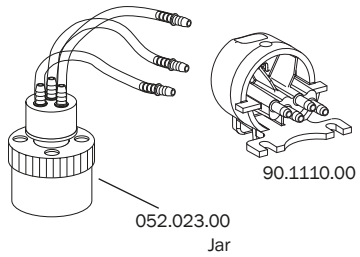

- Collects oil expelled from the handpiece exhaust
- Accommodates up to three handpiece tubing assemblies

Unitized Cascade Assistant's Holder

61.2250.00 3 position

61.1534.00 4 position

12.0941.00 Adapter telescope

12.0968.00 Adapter cuspidor

12.1156.00 Adapter rear delivery

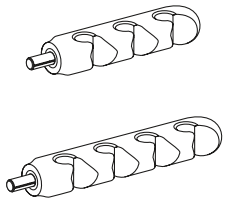

- Surf 4
- Swivels

Individual Cascade Assistant's Holder

99.0584.00 For syringe and SE

99.0643.00 For HVE

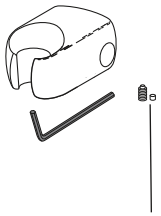

45.0403.00
Friction pad

- Fits 1/2" bar
- Includes individual Surf 4 holder, friction pad, setscrew, and necessary hardware

3-Position and 4-Position Performer Holders

12.1210.00 3-Position molded

12.1207.00 4-Position molded

12.1213.00 3-Position delrin 15 mm auto-electric,

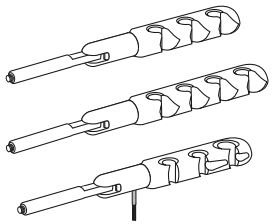

- Swivel
- Threaded end

Service Tip

When installing unitized assistant's swivel holders, be sure the tensioning setscrew is at 90° from the slot in the Oilite™ bushing.

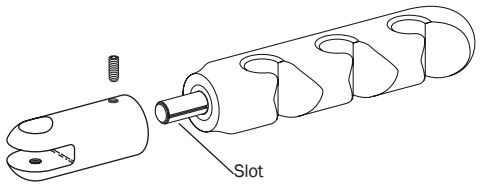

Assistant's Holder

99.0528.01 Holder assembly

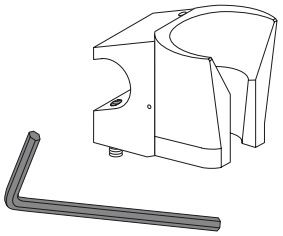

- Gray
- Fits 1/2" bar
- Use with A-dec syringe and assistant's instrumentation

Universal Holder Assembly with Single Bracket

99.0020.01 Gray assembly

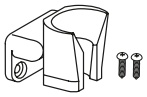

- For mounting to wall, cabinet, or similar surface

Handpiece Holder Valves

2-way Air Bleed Valves Use for Air bleed		PART NUMBER	PRICE
	for Cascade unitized holder 1/8" barb, snap fit mounting	33.0132.00	
	for Cascade individual holder and Excellence holder 1/8" barb, snap fit mounting	33.0025.00	
	for Cascade Continental whip holder 1/8" barb, snap fit mounting	33.0025.01	

Acuators		PART NUMBER	PRICE
	for Cascade unitized holder	99.0590.00	
	Actutor with valve assembly For Cascade individual holder	99.0592.00	

2- or 3-way Micro Valves		PART NUMBER	PRICE
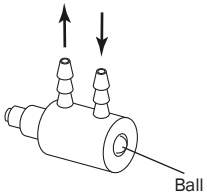	2-way, brass ball 1/8" barb	33.0134.00	
	3-way, stainless steel ball 1/8" barb	33.0138.00	

Holder Valves		PART NUMBER	PRICE
• replace valve by detaching tubing from control block			
	Performer	99.0724.00	
	A-dec 500 & A-dec 300, white	99.0654.03	
	A-dec 541, white	99.1135.01	

Notes

Deluxe Touchpad Dual Solenoid Manifold Assembly for A-dec 500

43.0057.00 Manifold, dual

041.659.01 Solenoid, only



- Assembly includes two 5 VDC solenoid valves and dual manifold

A-dec 571 Dental Light Intensity Switch

43.0054.00 Switch assembly



Data Cable Adapter

041.684.00 Adapter

- Data cable adapter
- 6-pin conductor, one female to two females

Wago Connector

90.1176.00 Wire connectors (6)

- For in-line connections

A-dec 500 and 300 Data Cables and Circuit Boards

A-dec 500 and 300 Data Cables and Data Board	PART NUMBER	PRICE
6 Pos, 1.5' (457 mm)	041.637.00	
6 Pos, 3.5' (1,029 mm)	041.637.06	
6 Pos, 7' (2,134 mm)	041.637.04	
6 Pos, 8.5' (2,589 mm)	041.637.05	
6 Pos, 13' (4,010 mm)	041.637.02	
6 Pos, 25' (7,614 mm)	041.555.00	
Kit, 25' data cable and 2 adapters	041.554.00	

Printed Circuit Board Kits	PART NUMBER	PRICE
A-dec 500		
Chair	90.1072.00	
Control head	90.1076.00	
Cuspidor	90.1079.00	
Dental light	28.1577.00	
A-dec 400		
Chair	90.1177.00	
A-dec 300		
Chair	90.1177.00	
Quad volt intraoral light source	90.1168.00	
Cuspidor	90.1079.00	

A-dec 311 & 411 Chair Solenoid Assembly

90.1225.00 Solenoid kit

- 21.6 VDC

A-dec Relay Module

90.1080.00 Kit, A-dec relay



Power Supplies

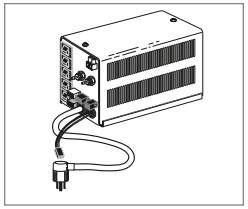

300-watt power supply

- Required for intraoral camera and electric motors
- Provides power for multiple electrical accessories such as fiber-optics, low voltage water heater/heated syringe tubing, dental light, ultrasonic instrument, and curing light.
- Size – Fits the large, contoured, and recessed floor boxes
- QD Connectors
- Maintenance – Uses resettable circuit breakers rather than fuses

PRODUCT DESCRIPTION	PART NUMBER	PRICE
A-dec 500 Chair Power Supplies		
511 300 watt, 100VAC 511 300 watt, 110-120V 511 300 watt, 220-240V	90.1073.00 90.1074.00 90.1075.00	
A-dec 300, 400 Chair Power Supplies		
300 watt, 110-120V 300 watt, 220-240V	90.1179.00 90.1180.00	
Cascade/Decade Chair, 2561, 2562, 2671, 3072 Power Supplies		
Cascade 300 watt, 110-120V Cascade 300 watt, 240V	28.1435.00 28.1436.00	
Cable adapter kit (used to retrofit from 300 watt power supply manufactured before June 1998)	90.1012.00	
A-dec 362, 541, 542, 545, and 570/570L Power Supplies		
300 watt, 100VAC 300 watt, 110-120V 300 watt, 220-240V	43.0259.00 43.0260.00 43.0261.00	

NOTE: When purchasing a power supply, consider both present and future electrical accessories. Buying a 300 watt power supply now will make it economical to add electrical accessories in the future.

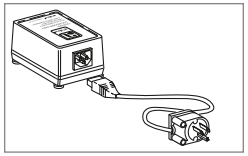

60-Watt power supplies

- Provides power to A-dec's intraoral light source

PRODUCT DESCRIPTION	PART NUMBER	PRICE
60 watt, 110V-240V	45.1268.00	

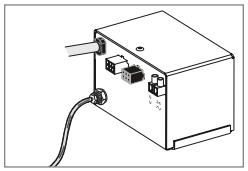

25-Watt power supplies

- Provides power to A-dec's intraoral light source
- Includes air-electric switch, indicator light, 6-pin and 2-connector, and 2-position terminal strip
- Output is rated 24 VAC 1 Amp
- Output is protected against short-circuit and overload conditions with automatically resetting thermostat

PRODUCT DESCRIPTION	PART NUMBER	PRICE
4631, 545, 2671 Power Supplies		
25 watt, 100V, kit	28.1479.00	
25 watt, 110-120V, kit	28.1480.00	
25 watt, 220-240V, kit	28.1481.00	

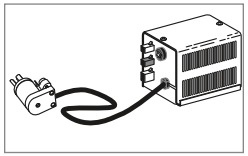

80-Watt power supplies

- Quick-disconnect plugs
- Resettable circuit breaker rather than fuses

PRODUCT DESCRIPTION	PART NUMBER	PRICE
Performer III Power Supplies		
80 watt, 110-120V	28.1345.00	
80 watt, 220-240V	47.2031.00	

Remote Power Supply Cables

Power supply cables are required if you are connecting a delivery system (A-dec 541, 542) or assistant's instrumentation (A-dec 545) to a remote power supply

ORDERING CABLES

- Refer to the table below to determine your cable needs
- See the ordering information table for cable descriptions and prices

POWER SUPPLY LOCATION	DELIVERY SYSTEM/ASSISTANT'S INSTRUMENTATION			
	541	542	545	545 WITH 542
300-watt, 511 chair	77.0707.00	77.1239.00	77.0708.00	(1) 77.0708.00 (1) 77.1239.00
300-watt, 311 chair	77.0980.00	77.1240.00	77.0981.00	(1) 77.0981.00 (1) 77.1240.00
300-watt, remote	(1) 43.0328.01 (1) 43.0093.00	43.0329.00	43.0095.00	(1) 43.0329.00 (1) 43.0093.00
1/8" Air line extension kit (25' [7,620 mm])	90.1129.00			

ORDERING INFORMATION / PRODUCT DESCRIPTION	PART NUMBER	PRICE
Cable, 15' (4,572 mm); 6-pin to 6-pin; assistant's	43.0093.00	
Cable, 15' (4,572 mm); 6-pin to 4-pin; assistant's	43.0095.00	
Cable, 15' (4,572 mm); 4-pin to 4-pin; delivery	43.0328.01	
Cable, 15' (4,572 mm); 6-pin to 6-pin; delivery	43.0329.00	
545 to 511 power cable kit	77.0708.00	
545 to 311 power cable kit	77.0981.00	
542 to 511 power cable kit	77.1239.00	
542 to 311 power cable kit	77.1240.00	
541 to 511 power cable kit	77.0707.00	
541 to 311 power cable kit	77.0980.00	

Quad Voltage Intraoral Light Source

IOLS kit for A-dec 300

- Fiber-optic intraoral light source
- Requires fiber-optic handpiece tubing, 24vac
- All IOLS come equipped to light (2) handpieces
- A-dec 300 kit equipped to light (4) handpieces
- To add additional handpieces order the QVIOLS switch kit

PRODUCT DESCRIPTION	PART NUMBER	PRICE
Quad Volt IOLS kit for A-dec 300 (equipped to light (4) handpieces)	90.1168.00	
Quad Volt IOLS kit for Performer	76.8112.00	
Quad Volt IOLS kit for 2122/2132	90.1358.00	
Quad Volt IOLS kit for 3420/2561	90.1359.00	
Quad Volt IOLS kit for 4631	90.1360.00	
QVIOLS switch kit	90.1382.00	

Touchpads

A-dec 300/500
Standard touchpad

A-dec 300
Deluxe touchpad

A-dec 500
Deluxe touchpad

A-dec 300 and 500 Touchpad Covers	PART NUMBER SURF	PART NUMBER WHITE	PRICE
Standard touchpad cover kit	90.1439.00	90.1440.00	
A-dec 500 deluxe touchpad cover kit	90.1441.00	90.1442.00	
A-dec 300 deluxe touchpad cover kit	–	90.1443.00	
Disposable wrist strap	041.806.00		

A-dec 300 Touchpads

- For use with A-dec 300 delivery systems only

PRODUCT DESCRIPTION	PART NUMBER	PRICE
Full Assembly		
Standard touchpad kit, 332/333/334/335/336	90.1196.00	
Deluxe touchpad kit, 332/333/334/335/336	90.1197.00	
Standard touchpad Kit, 351/352/353	90.1184.00	
Cover and PCB only		
Standard touchpad kit, 332/333/334/335/336	90.1078.01	
Deluxe touchpad kit, 332/333/334/335/336	90.1185.00	

A-dec 500 Touchpad Upgrade Kits

- For use with A-dec 500 delivery systems only
- Replace an existing touchpad
- Add a new touchpad

PRODUCT DESCRIPTION	PART NUMBER SURF	PART NUMBER WHITE	PRICE
Full Assembly			
Standard touchpad, 542	77.0297.00	77.0297.01	
Standard doctor's touchpad, 541	90.1127.00	90.1127.01	
Standard assistant's touchpad, 541/545	90.1128.00	90.1128.01	
Deluxe touchpad upgrade kit, 532/533/542	–	90.1133.01	
Deluxe touchpad upgrade kit, 541	90.1134.00	90.1134.01	
Cover and PCB only			
Standard touchpad	90.1078.00	90.1078.01	
Deluxe touchpad	90.1135.00	90.1135.01	

Remote Touchpad Kit

- For use with A-dec 300, 400, and 500 systems
- White 2
- Includes touchpad, mounting bracket, 25' data and electrical cables, and cable management hardware

PRODUCT DESCRIPTION	PART NUMBER	PRICE
Remote standard touchpad kit, 311, 411, 511	90.1495.00	

Cascade Master Series® Touchpad with Cuspidor Function

39.1091.00

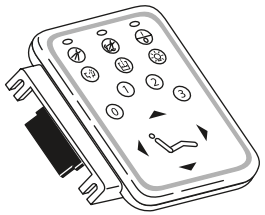

- Replacement for Cascade and Radius delivery systems factory installed master series touchpad
- Touchpad only; no cables included

Touchpad/Footswitch Adapter Kit

41.1493.00 Adapter

- Use this adapter kit for touchpad or footswitch

Radius/Cascade, 3072 chair Touchpad; (chair functions only)

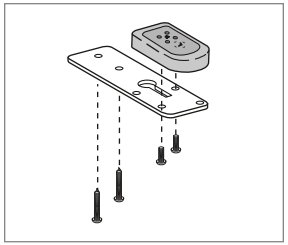

Remote chair touchpad

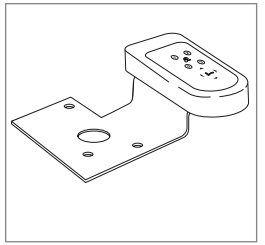

Performer III chair touchpad

7115 touchpad

7285 touchpad

Chair Touchpads Kits

- Four-chair functions; base and back up and down
- Four programmable chair position functions

PRODUCT DESCRIPTION	PART NUMBER	PRICE
Radius, Cascade chair touchpad (serial # H258626 and later)	39.1045.00	
3072 to chair touchpad kit	15.0478.00	
Remote chair touchpad	15.0576.00	
Performer III chair touchpad	39.1385.00	
7115 chair touchpad	12.1166.00	

3AG, 1 1/4" X 1/4" (31.75 mm X 6.35 mm), Slo-Blo Fuses				
AMPS	DESCRIPTION	WHERE USED	PART NUMBER	PRICE
.300	3AG, Slo-Blo, 250V	1040, 1030 chairs 100/120V; 1010/1015/1020/1021 chair, 120V; 1010/1020 chair, 100V 60-watt power supply 1005 Priority chair 240V	046.069.00	
10.0	3AG, Slo-Blo, 32V	100-, 150-, and 300-watt power supplies	044.165.00	

Air Electric Switches and Adapter Kit

Air Electric Switch
(Normally Closed Or Open)

044.170.00

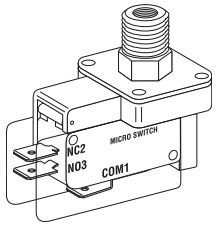

- 40 psi
- For 25 W, 150 W, and 300 W, power supplies
- For master control, dental light
- Rating: 15A, 100-240VAC
- For A-dec 300/400/500 power supplies

Air Electric Switch
(Normally Open)

044.181.01



- 35 psi
- For 17 W power supply and focus fiber optic
- Rating: 5A resistive, 24V AC/DC

Air Electric Switch
(Normally Open)

40.0250.00 Kit

044.158.00 Switch only



- 10 psi
- For scaler
- Rating: 5A, 24V AC/DC
- Kit includes switch, 1/8" barbed tee, 5' clear tubing uni-clamps, U-clip wire nuts, terminal QDs check valve

Air Electric Switch
(Normally Closed)

40.1038.00 Kit

044.159.00 Switch only

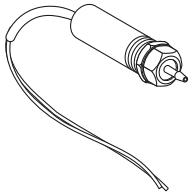

- 10 psi
- For focus fiber-optic and dual voltage intraoral light source
- Rating: 5A resistive, 24V AC/DC
- Kit includes: switch, 1/8" barbed tee, 5' clear tubing, uni-clamps, U-clip, wire nuts, terminal QDs

Standard HVE Valve

11.1335.00 without tailpiece

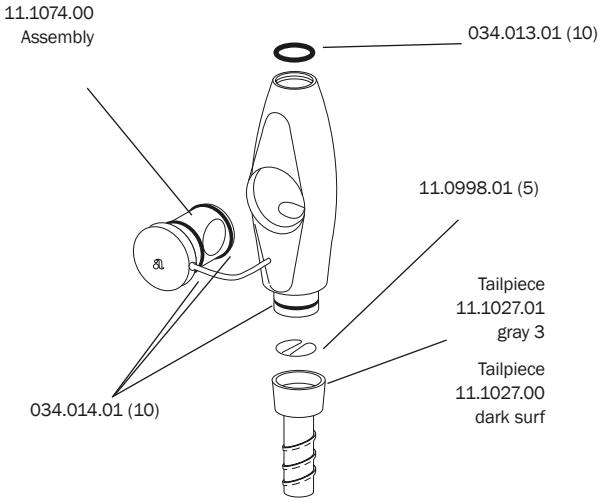

Large Bore HVE Valve

12.1257.00 without tailpiece

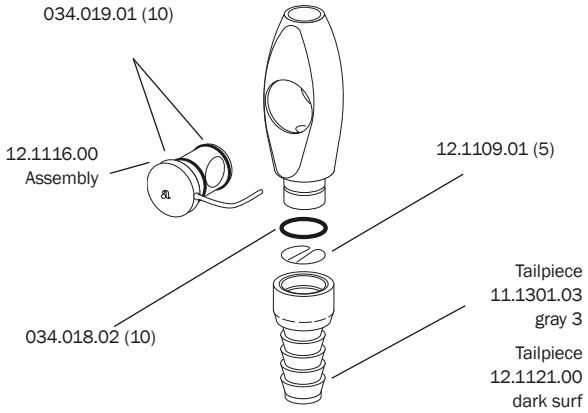

HVE Valve with Long Tip Holder

11.1336.00 without tailpiece

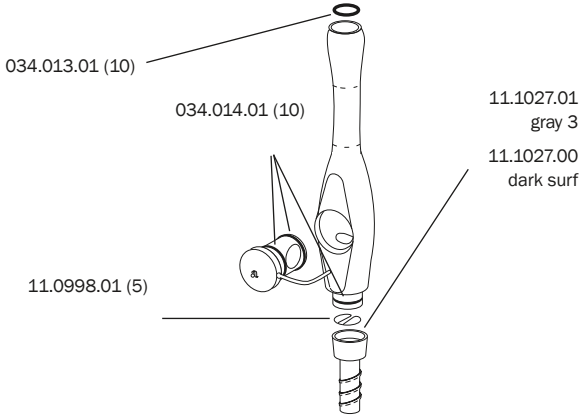

Standard Saliva Ejector Valve

12.1258.00 without tailpiece

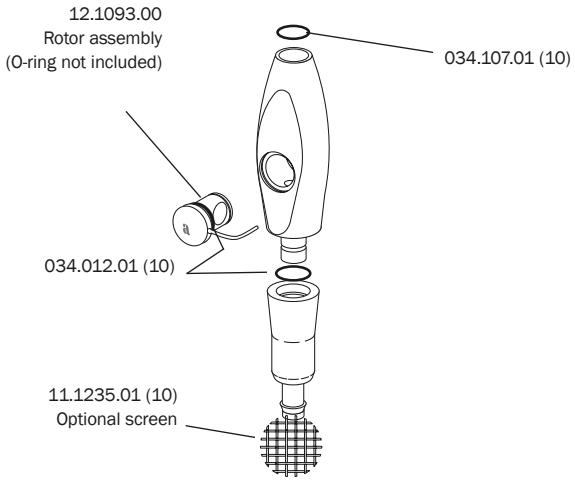

Performer AVS

(After October 1995)

11.1129.00

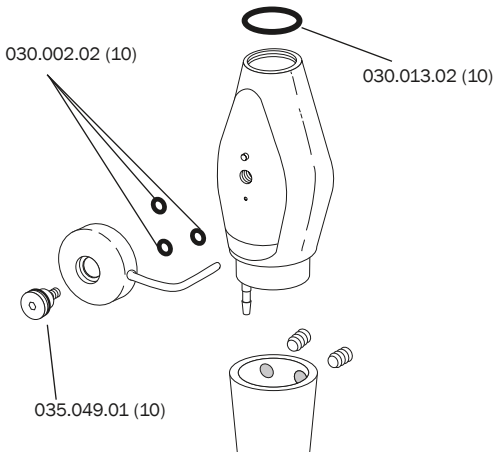

Autoclavable Saliva Ejector

without On/Off Control

Service parts only

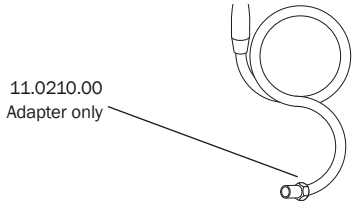

Tubing Adapter 5/8" to 1/2"

40.0145.00

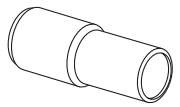

Easy-clean HVE Valve Non-autoclavable

Service parts only

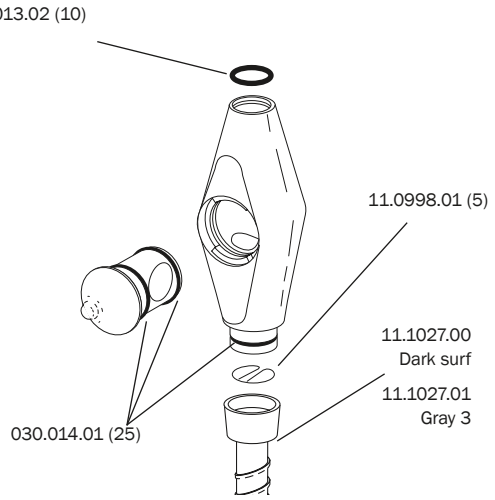

European HVE for 15 mm Tip

Service parts only

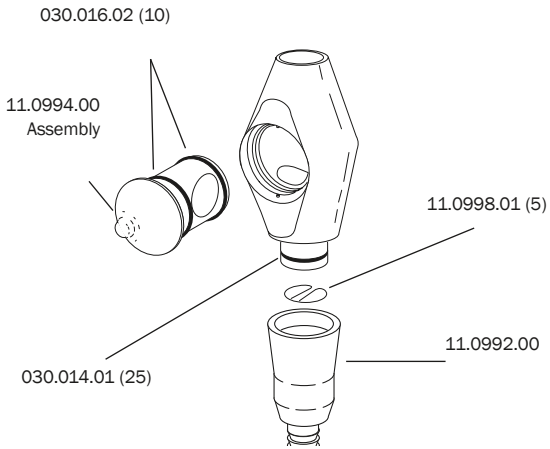

Performer AVS

(Before October 1995)

Service parts only

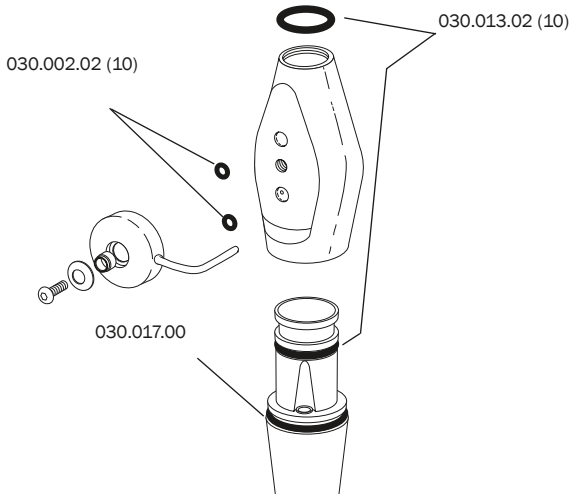

Easy-clean HVE Valve with Long Tip Holder Non-autoclavable

Service parts only

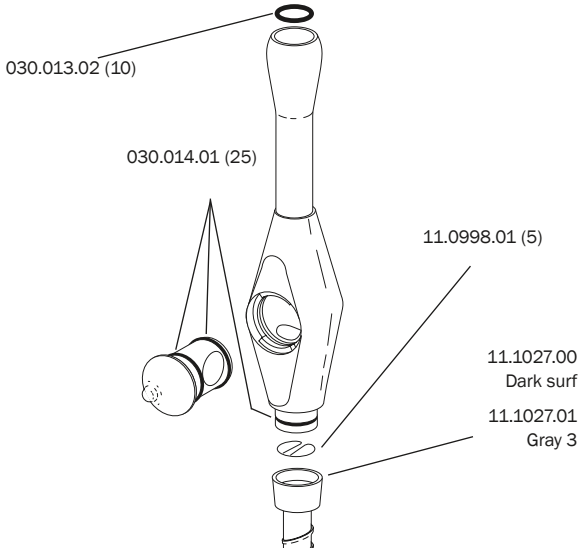

Rotary Valve HVE Non-autoclavable

Service parts only

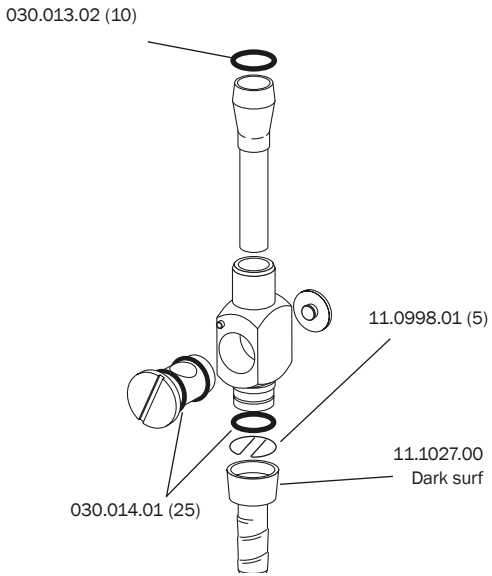

Non-autoclavable Saliva Ejector Valve

Service parts only

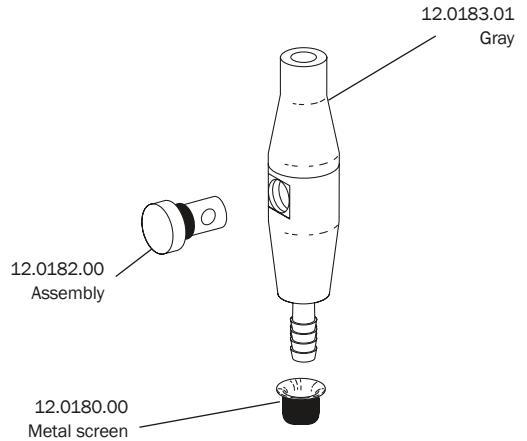

Aspirator Tips and Brushes

High Volume Aspirator Tips

10.0010.02 6" (5)

11.0160.02 4 1/2" (5)

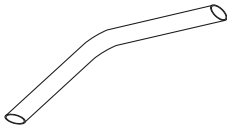

- Autoclavable
- Stainless steel
- 7/16" diameter OD
- 6" and 4 1/2" lengths available

Surgical Aspirator Tips

11.0070.00 1/8" OD

11.0090.00 3/16" OD

11.0170.00 5/16" OD (Ohio)

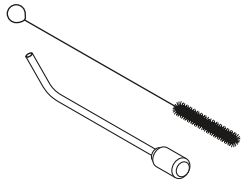

- Autoclavable stainless steel tip
- Adapts to the AVS and central vacuum HVE valve, includes cleaning brush

Oral Cups and Liners

11.0440.00 Molded

11.0490.00 Liners (1000)

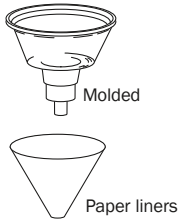

- Molded and metal oral cups require paper liners

Disposable High Volume Aspirator Tip

11.0230.01 (100)

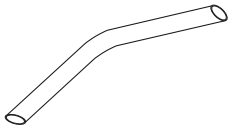

- Non-autoclavable
- White polyethylene material
- 7/16" diameter OD
- 5" long

Surgical Tip Brushes

049.005.01 1/8" (6)

049.002.01 3/16" (6)



Dual HVE Conversion Kit

11.1009.00 Cascade

90.1028.00 4631/4635 kit

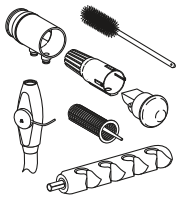

- Includes HVE and tubing assembly, cap, screen, tailpiece, holder bar, and vacuum connector

Autoclavable 90° High Volume Aspirator Tip

10.0014.01 Tip (5)

10.0015.00 Tip assembly

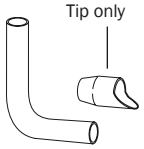

- Stainless steel
- 7/16" diameter OD

Vacuum Valve Brushes

049.001.01 1/2" (6)

049.004.01 3/4" (6)



- Use 1/2" for AVS
- Use 3/4" for 15 mm European and standard

Performer HVE Conversion Kit

11.1147.00 Performer kit
(includes one HVE)

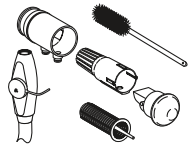

- Includes HVE and tubing assembly, cap, screen, tailpiece, and vacuum connector

Performer Air Saliva Ejector

11.1105.00 (After July 1995)

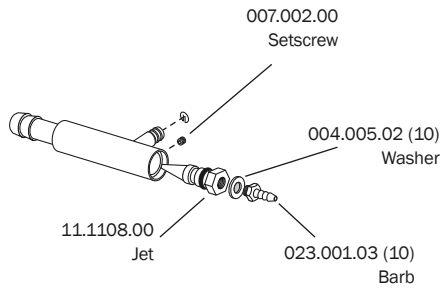

Performer Air Saliva Ejector

Service Parts Only (Before July 1995)

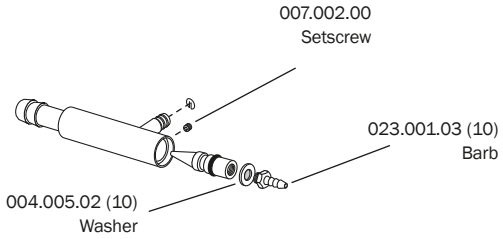

Tailpieces for A-dec 500/300

DESCRIPTION	SURF	WHITE	PRICE
Standard (11mm) HVE Valve with 1/2 inch Tubing			
Tailpiece for valve end	11.1027.00	11.1027.01	
Tailpiece for vacuum end	11.1300.01	11.1300.03	
Standard (11mm) HVE Valve with 16mm Tubing			
11mm tailpiece for valve end	11.1272.00		
16mm tailpiece for vacuum end	12.1121.00	11.1301.03	
Standard SE Valve with Standard Tubing			
Tailpiece for valve end	12.1229.01	12.1229.03	
Tailpiece for vacuum end	11.1303.01	11.1303.03	
Standard SE Valve with 10mm Tubing (legacy tubing)			
Tailpiece for valve end	11.1283.01	11.1283.03	
Tailpiece for vacuum end	11.1302.01	11.1302.03	
Large Bore (15mm) HVE Valve with 16mm Tubing (legacy tubing)			
16mm tailpiece for valve or vacuum end	12.1121.00	11.1301.03	

Tailpieces for Cascade/Performer

DESCRIPTION	SURF	WHITE	PRICE
Standard (11mm) HVE Valve with 1/2 inch Tubing			
Tailpiece for valve end			
for standard HVE or long tip HVE	11.1027.00	11.1027.01	
for Performer HVE for AVS	11.1131.00		
Tailpiece for vacuum end			
for standard HVE or long tip HVE	11.1027.00	11.1027.01	
for Performer HVE for AVS	11.1125.00		
Standard SE Valve with Standard Tubing			
Tailpiece for valve end	12.1088.00		
Large Bore (15mm) HVE Valve with 16mm Tubing			
16mm tailpiece for valve or vacuum end	12.1121.00	11.1301.03	

DESCRIPTION	SURF	WHITE	PRICE
551 Vacuum Tower Assembly	90.1148.00	90.1148.01	

DESCRIPTION	SURF	WHITE	PRICE
12 O'Clock Vacuum Canister Assembly	90.1284.00	90.1284.01	

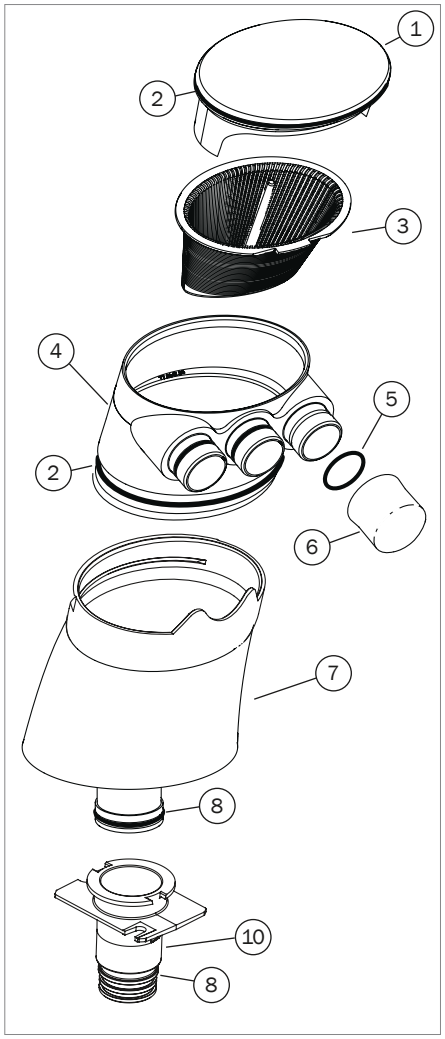

REF	DESCRIPTION	SURF	WHITE	PRICE
1	Vacuum Tower Cap includes (1) O-ring	77.0254.01	77.0254.03	
2	O-ring (10)	030.035.02		
3	Screen, trap (10) Pinnacle P/N: 5512	11.1284.01		
4	Triple Vacuum Connector includes (3) O-rings	77.0453.00	77.0453.01	
5	O-ring Connector Kit includes (3) O-rings	90.1357.00		
6	15 mm Vacuum Cap includes (1) O-ring	11.1280.01	11.1280.02	
7	551 Vacuum Tower Base w/Funnel includes (1) red O-ring	77.0362.01	77.0362.03	
8	O-ring, Red (10)	035.053.01		
9	12 O'Clock Vacuum Canister Base	77.1104.00	77.1104.01	
10	551 Vacuum Pipe includes (1) red O-ring	77.0121.01	77.0121.03	

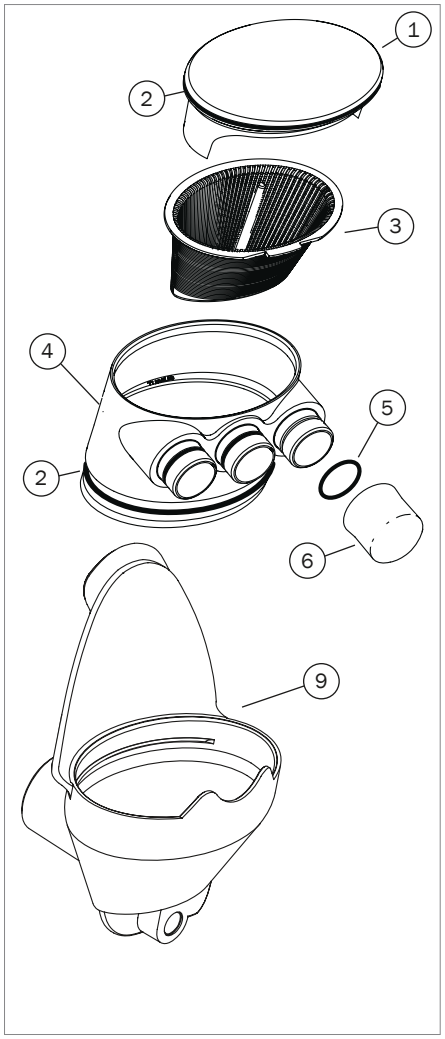



DESCRIPTION	WHITE	PRICE
300 Vacuum canister assembly	77.0941.01	

DESCRIPTION	WHITE	PRICE
351 Vacuum canister assembly	90.1280.00	

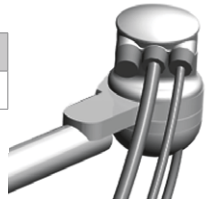

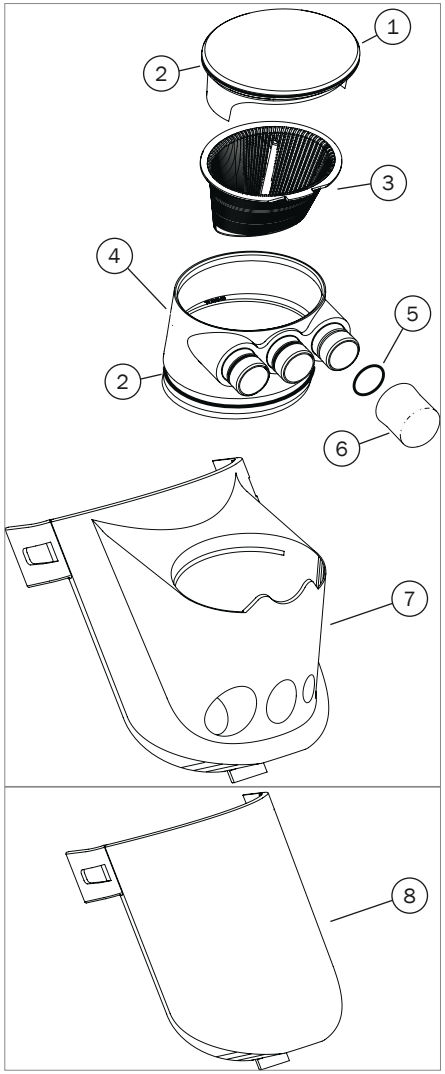

REF	DESCRIPTION	SURF	WHITE	PRICE
1	Vacuum tower cap, includes (1) O-ring	77.0254.01	77.0254.03	
2	O-ring (10)	030.035.02		
3	Screen, trap (10) Pinnacle P/N: 5512	11.1284.01		
4	Triple vacuum connector, includes (3) O-rings	77.0453.00	77.0453.01	
5	O-ring connector kit, includes (3) O-rings	90.1357.00		
6	15 mm vacuum cap, includes (1) O-ring	11.1280.01	11.1280.02	
7	300 vacuum canister base		77.0748.00	
8	300 vacuum canister blank cover		77.0724.00	
9	351 vacuum canister base, includes (1) O-ring		77.1047.00	

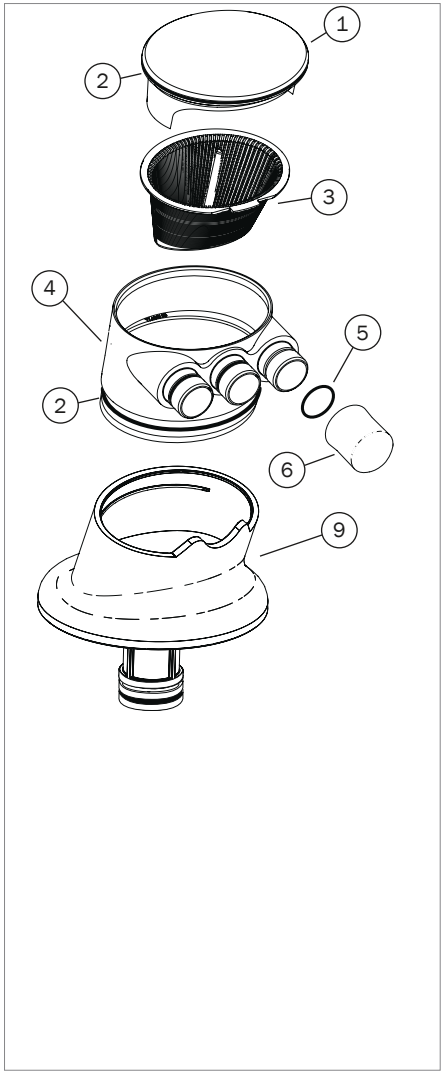

Cascade Solids Collector Single HVE

For std or 15 mm HVE

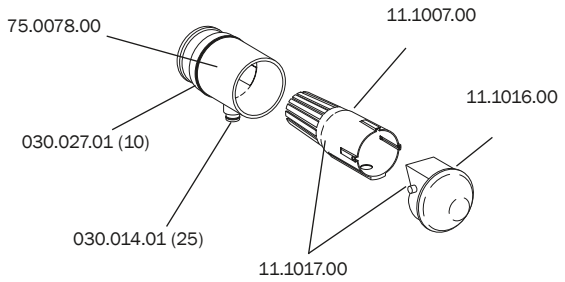

Cascade Solids Collector Dual HVE

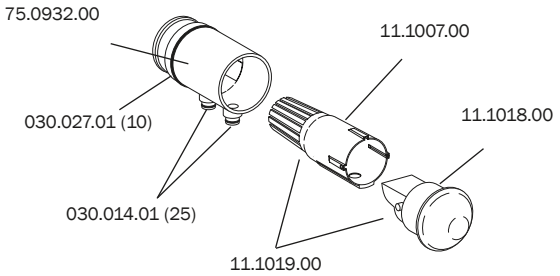

To change the A-dec dual HVE screen to a Pinnacle screen:

1. Remove the A-dec cap (11.1018.00)
   Retain for later use
2. Remove the A-dec screen (11.1007.00)
3. Insert the Pinnacle screen
4. Re-insert the A-dec cap (11.1018.00)
   removed in Step 1

Pinnacle Screen Kit

11.1194.00 For single HVE

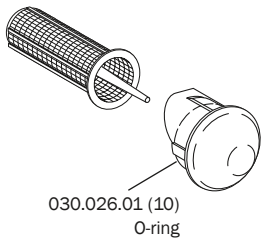

- Includes (3) screens and replacement cap 11.1192.00 for single HVE
- Pinnacle screens are available from Pinnacle; order #5500-1

Cascade Solids Collector 15 mm HVE with Pinnacle Screen Kit

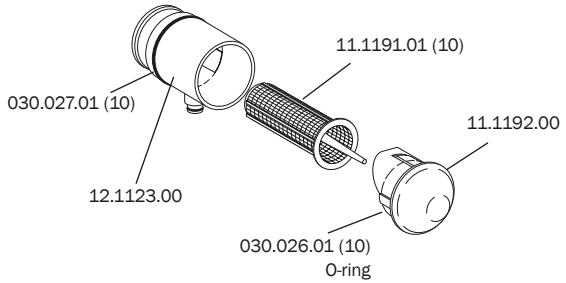

Central Vacuum Solids Collector

17.0666.00 Lid, black

17.0670.00 Screen

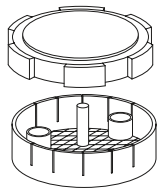

- Metal canister
- 2.30" diameter screen
- Threaded

Central Vacuum Solids Collector

17.0600.02 Canister assy

028.008.00 Plug/cap, 1/2" x 1/4"

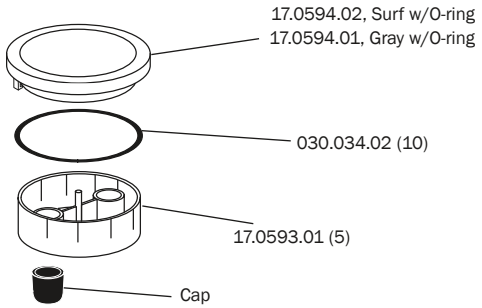

Durr Connectors

10 mm Female Tubing Connector

022.091.01

- Includes (1) 022.090.00 retainer clip

20 mm Female Tubing Connector

022.092.01

- Includes (1) 022.090.00 retainer clip

Male Y Connector

022.100.01

- Includes (3) red O-rings 035.053.01

15 mm Female Tubing Connector

022.101.01

- Includes (1) 022.090.00 retainer clip

25 mm Female Tubing Connector

022.094.01

- Includes (1) 022.090.00 retainer clip

Male to Female Tubing Connectors

022.098.01 45° elbow

022.099.01 90° elbow

- Includes (1) 022.090.00 retainer clip and (1) 035.053.01 red O-ring each

20 mm Male Tubing Connector

022.093.01

- Includes (1) red 035.053.01 O-ring

25 mm Male Tubing Connector

022.095.01

- Includes (1) red 035.053.01 O-ring

Durr Retainer Clip and O-ring

022.090.00 Retainer clip

035.053.01 O-ring, red (10)

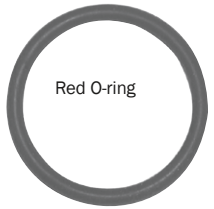

ICV Water Level Sensor

54.0047.00 Sensor, water level

54.0145.00 Sensor seal, water level

- Magnetic sensor used in three locations on the water tanks to monitor water levels

Steril-Vac Jar and Lid

14.0010.00 1/2 gallon polypropylene jar

42.0572.00 1 pint glass jar

14.0012.00 Lid



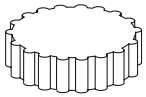

Vacuum Canister Housing

12.0712.01

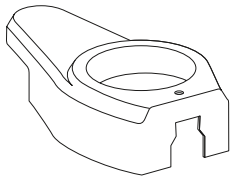

- Surf
- For Excellence

ICV Solenoid

041.660.00 Solenoid with O-ring

030.016.02 O-ring (10)

Floor Box Vacuum Connector Assembly

023.816.00 Male 5/8" to Durr connector

023.829.01 Male 1/2" to vacuum connector

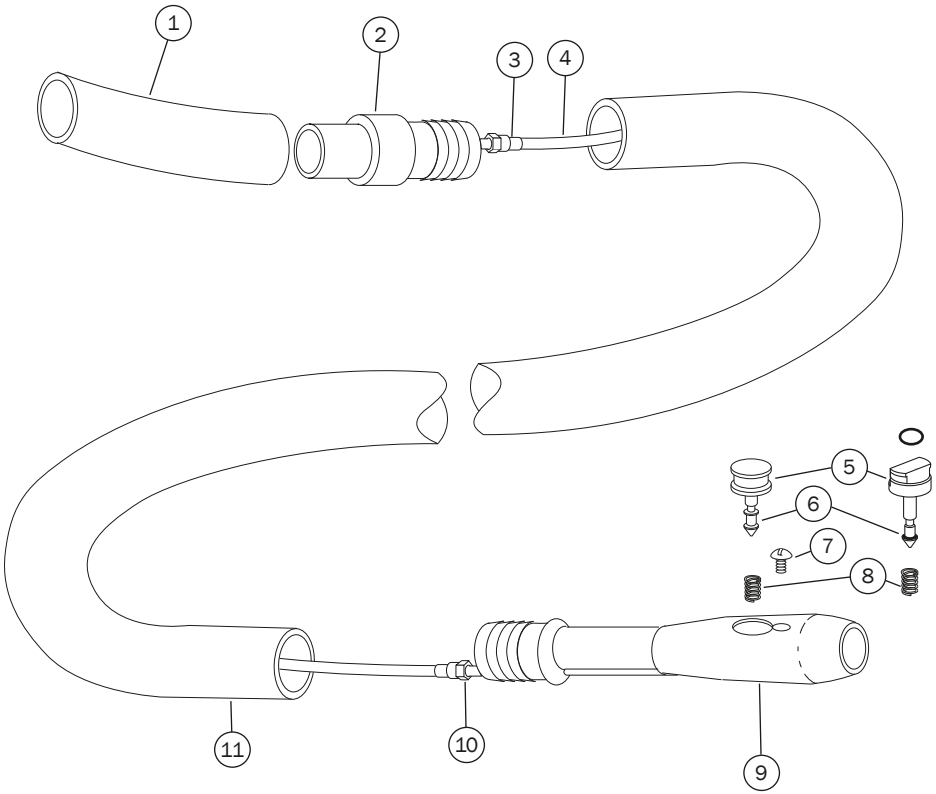

REF	DESCRIPTION	PART NUMBER	PRICE
4	Tubing, poly .187 OD x .030 wall	024.136.00	
5	Button assembly, on-off, non-locking	10.0109.00	
	Button assembly, on-off, locking	10.0110.00	
6	O-ring, AS568-001, .029 ID x .040 W	030.001.02	
7	Screw, tr hd slot, 2-56 x 1/8 SST	001.002.01	
8	Spring, compression, .093 OD x .250	10.0440.00	
9	AVS handpiece assembly (includes 5-9)	10.0700.00	
10	Tubing adapter assembly	10.0752.00	
11	Tubing 5 feet	024.134.00	
5,6,8	Button kit, on-off, non-locking	10.0601.00	
5,6,8	Button kit, on-off, locking	10.0600.00	
3,4,10,11	Tubing retro kit, AVS, 5 feet, PA1	10.0645.00	
1-9	Handpiece assembly, with tubing for 7023	10.0716.00	

Solenoid, Cuspidor

041.660.00 Solenoid w/O-ring

030.016.02 O-ring (10)

A-dec 500 and 400 Bowl Rinse and Cup Fill Spouts

77.0042.01 Spout, bowl rinse, surf

77.0042.04 Spout, bowl rinse, gray 3

77.0043.01 Spout, cup fill, surf

77.0043.04 Spout, cup fill, gray 3

A-dec 500 Cuspidor and Post Trim Rings

77.0098.01 Cuspidor, white 2

77.0095.01 Post, white 2

Cuspidor

Post

Bowl Rinse/Cup Fill/Safety Stop Switch Assembly

43.0010.00 Switch assembly

- Operates the cuspidor bowl rinse and cup fill options

A-dec 400/500 Spout Gaskets

77.0044.01 Gray 3

A-dec 300/400/500 Cuspidor Printed Circuit Board Kit

90.1079.00



A-dec 300 Cuspidor Bowl

77.0730.01 Bowl with O-rings

030.224.01 O-ring (10)

A-dec 300/400/500 Cuspidor Bowl Screens

75.0035.03 Bowl screen, white 2 (5)

75.0035.01 Bowl screen, surf (5)

A-dec 300 Bowl Rinse and Cup Fill Spouts and Cup Landing

77.1033.00 Spout, bowl rinse, with O-ring

77.1034.00 Spout, cupfill, with O-ring

90.1213.00 Cup landing

P-trap for A-dec 300 Gravity Drain

77.0923.00

Cascade Vitreous China Cuspidor Bowl

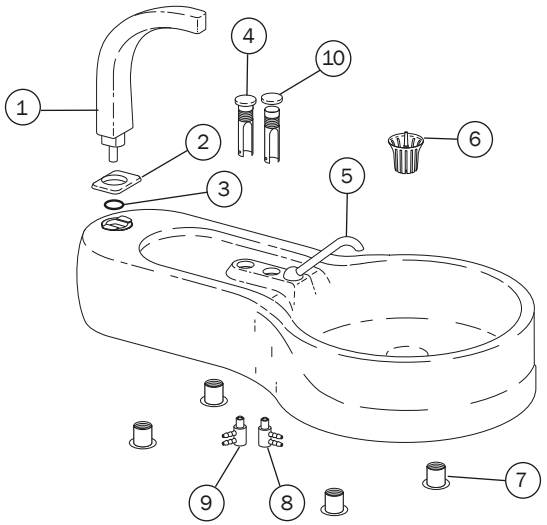

REF NUMBER	DESCRIPTION	PART NUMBER	PRICE
1	Contoured cup filler water spout	75.0039.00	
2	Spout gasket (5)	75.0145.01	
3	O-ring, .301 ID x .070 W (10)	030.011.02	
4	Valve assembly, cuspidor bowl rinse	12.1028.00	
5	Bowl rinse spout	12.1031.00	
6	Bowl screen (standard) (5)	75.0035.01	
7	Expansion mounting nut (4)	006.133.01	
8	2-way micro valve, bowl rinse	33.0134.00	
9	3-way micro valve, cup fill	33.0138.00	
10	Actuator cover	75.0091.00	

Cascade Vitreous China Cuspidor Base

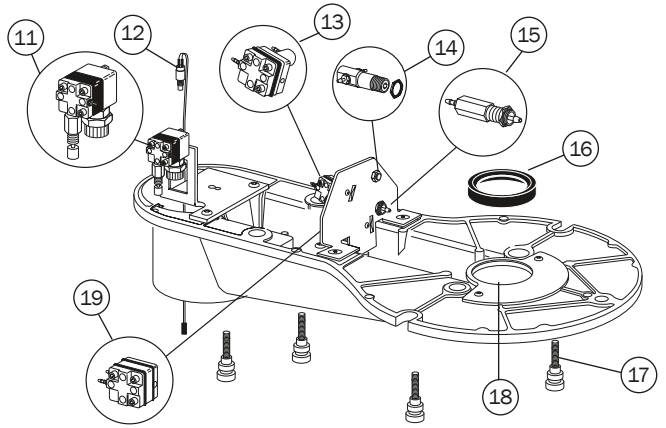

REF NUMBER	DESCRIPTION	PART NUMBER	PRICE
11	Timed bowl rinse relay valve	12.0913.00	
12	Switch, cuspidor stop	12.0915.00	
13	3-way restricted diaphragm valve (replaces 33.0139.00)	33.0160.00	
14	Cuspidor cup timer stabilizer kit (replaces 12.0954.01 valve)	90.0456.00	
15	Pilot air mini valve	12.0953.00	
16	Drain seal	12.1024.00	
17	Mounting screw assembly (4)	12.1054.02	
18	Drain tube	12.1034.00	
19	Cup fill relay	12.0934.00	

Cascade Phenolic Cuspidor Bowl

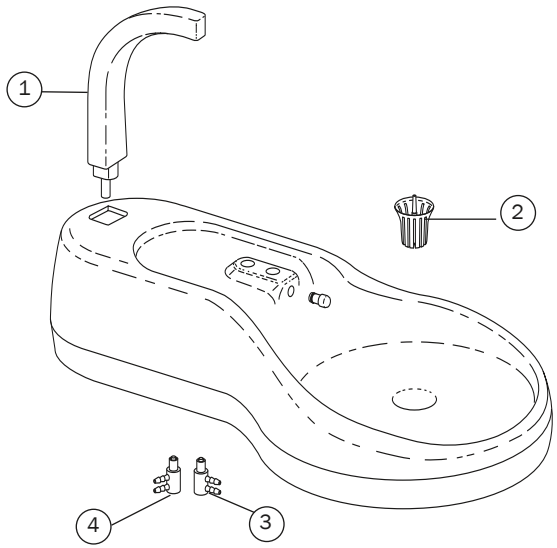

REF NUMBER	DESCRIPTION	PART NUMBER	PRICE
1	Contoured cup filler water spout	75.0039.00	
2	Bowl screen (standard) (5)	75.0035.01	
3	2-way micro valve, bowl rinse	33.0134.00	
4	3-way micro valve, cup fill	33.0138.00	

Cascade Phenolic Cuspidor Base

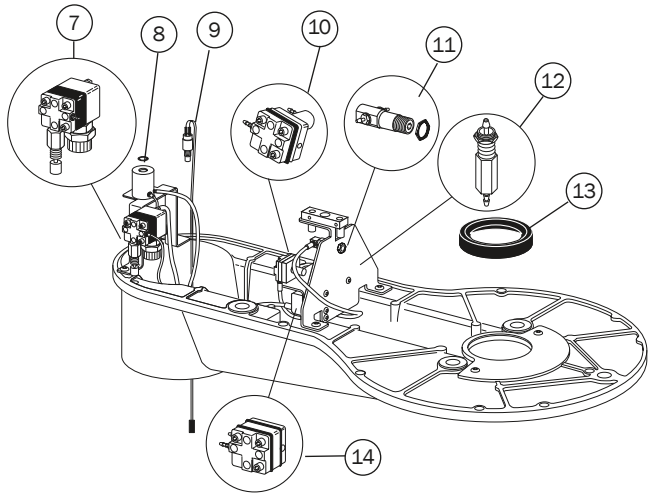

REF NUMBER	DESCRIPTION	PART NUMBER	PRICE
7	Timed bowl rinse relay valve	12.0913.00	
8	O-ring, .301 ID x .070 W (10)	030.011.02	
9	Switch, cuspidor stop	12.0915.00	
10	3-way restricted diaphragm valve	33.0160.00	
11	Cuspidor cup timer stabilizer kit	90.0456.00	
12	Pilot air mini valve	12.0953.00	
13	Drain seal	12.1024.00	
14	Cup fill relay	12.0934.00	

Performer Cuspidor Bowl

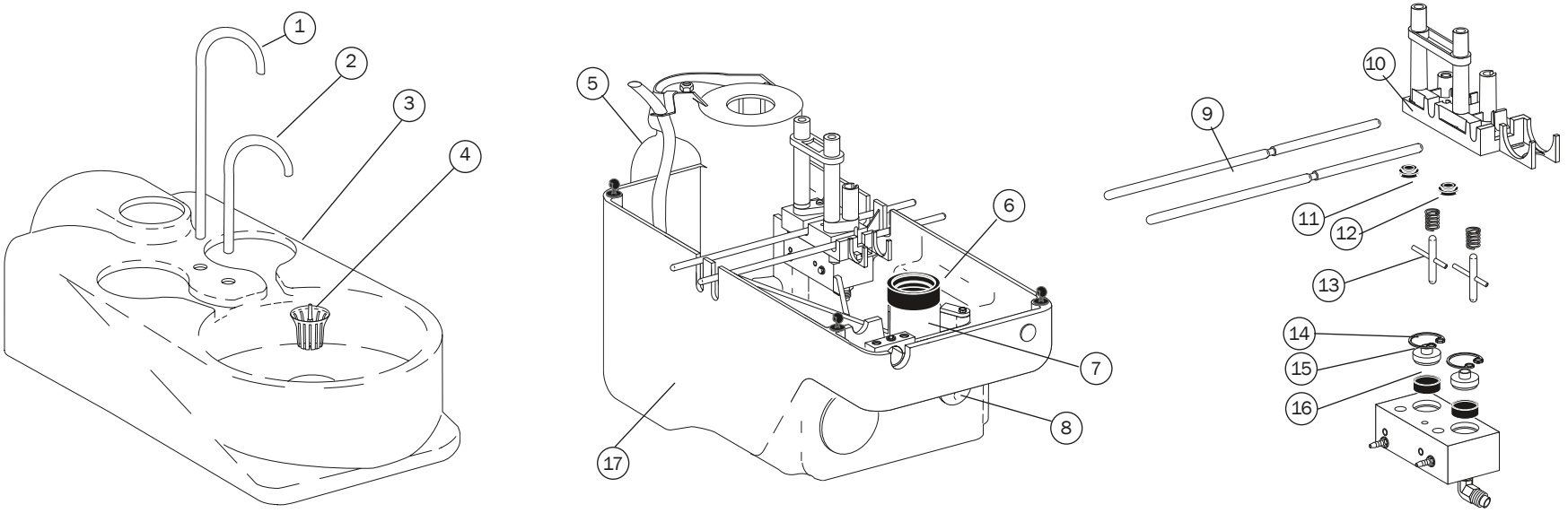

REF NUMBER	DESCRIPTION	PART NUMBER	PRICE
1	Cup fill spout	12.0985.00	
2	Bowl rinse spout	12.0986.00	
3	Cuspidor bowl assembly	76.2011.00	
4	Bowl screen (5)	75.0035.01	
5	750 ml water bottle, cap, and supply tube	14.0416.00	
6	Drain seal	12.0991.00	
7	Drain tube	12.0989.00	
8	Hole plug, 5/8"	018.086.00	
9	Fill/rinse tilt rod (2)	12.0977.01	
10	Water actuator housing	12.0987.00	
11	Water spout seal	12.0988.00	
12	Spring, .420 OD x .88	013.004.00	
13	Actuator	12.1013.00	
14	Retaining ring (10)	010.045.02	
15	Diaphragm retainer	12.0983.00	
16	Water manifold diaphragm (4)	12.0982.01	
17	Performer lower cuspidor housing	76.2020.02	

Bowl Screen

75.0035.01 (5) Surf

75.0035.03 (5) White

- For Cascade, Radius, Performer, A-dec 500, A-dec 400, A-dec 300, and A-dec 200 cuspidors.

Bowl Screen Assembly

42.0085.00 Assembly

42.0090.00 Umbrella only

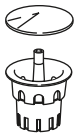

- Includes replacement umbrella and strainer
- Fits Decade 7283, Decade, Component 7280, Century II, and Excellence cuspidors

Bowl Rinse Spout

42.0008.00

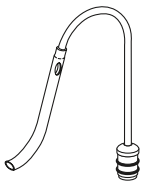

- Spout with O-rings
- Fits Decade, Component 7280, and Century II post mounted cuspidors
- Includes (2) O-ring packages (030.011.02)

Cup Filler Tube Assembly

12.0783.00

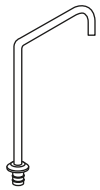

- Fits Decade 7283 cuspidor
- Includes (2) O-ring packages (030.011.02)

Bowl Rinse Tube Assembly

12.0784.00

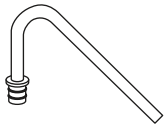

- Fits Decade 7283 cuspidor
- Includes (2) O-ring packages (030.011.02)

2-Way Push Button Hex Valve

33.0108.02

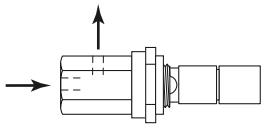

- For Decade 7283 cuspidor cup fill and bowl rinse

Toggle Valve

42.0683.04

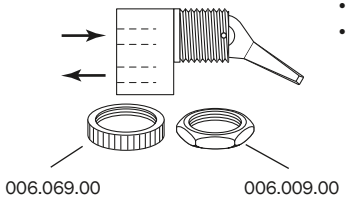

- For Decade and Century II
- Surf 4 plastic toggle

Long Stem Air Bleed Valve Assembly

33.0025.01

- For Excellence cuspidor cup fill
- For Continental bracket and whip assembly

2-Way Micro Valve

33.0134.00

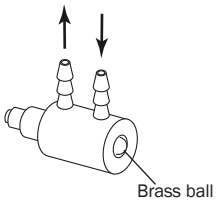

- For Cascade bowl rinse and Excellence
- Brass ball

3-Way Micro Valve

33.0138.00

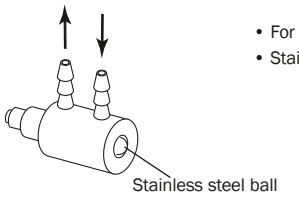

- For Cascade cup fill and Excellence
- Stainless steel ball

Limit Switch

044.184.01

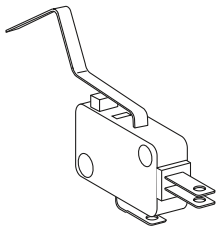

- For Decade 7283 cuspidor

Components and Performer Air Vacuum Generator

Cuspidor Tower and Cover

42.0528.01 Tower, cuspidor

42.0524.01 Cover for tower

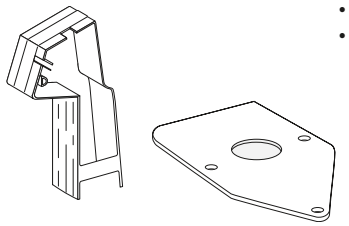

- For cuspidor 7280
- Surf

Cascade Cuspidor Arm Pivot Hub

12.0931.00

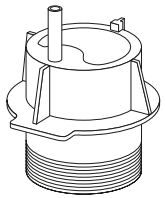

Performer Air Vacuum Generator (International Only)

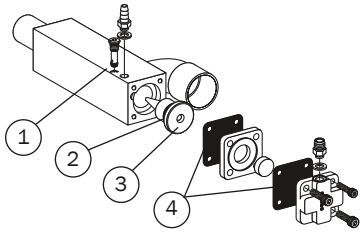

11.1100.00 After 11/95

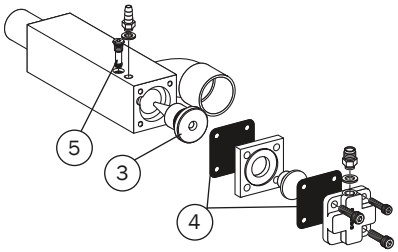

Between 8/95 to 11/95

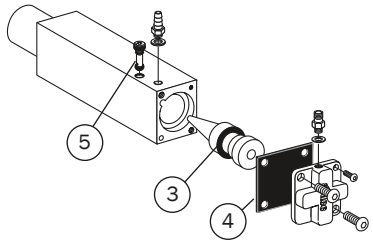

Between 4/95 to 8/95

REF	DESCRIPTION	PART NUMBER	PRICE
	Performer air vacuum generator (after 11/95)	11.1100.00	
1	Air bleed cartridge w/O-ring	38.0517.00	
2	O-ring (10)	030.012.02	
3	Jet	11.1085.00	
4	Diaphragm (10)	22.0440.02	
5	Air bleed cartridge w/O-ring	38.0735.00	

Notes

A-dec 570 LED Light Components

PROTECTIVE BARRIERS

A-dec recommends the Medicom SafeShield disposable protective barrier designed exclusively for the A-dec LED dental light to protect your investment. For distribution or sales information on Safe Shield (item #9565), please contact Medicom via email at sales@medicom.ca or customer service at 1.800.361.2862 or 514.636.6262.

LED Light Upgrade

28.1925.00 - Surf

28.1924.00 - Grey

- Upgrade for existing A-dec halogen lights
- Compatible with most A-dec lights after 1993
- See note below regarding protective barriers

LED Mode Button

28.1862.00 - Cover only

90.1348.00 - Button kit



LED Indicator Circuit Board Plus Cable

90.1345.00





Light Shield and Gasket Kit

90.1343.00

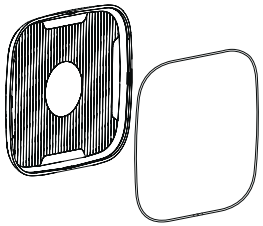

LED Front Housing

90.1390.00

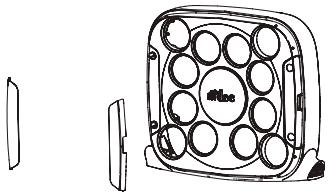

LED Pivot Shaft Assembly

90.1341.00

Light Handle Kit

90.1342.00 - Surf

90.1342.01 - Grey



LED Neck Pivot Assembly

90.1349.00

LED Light Label Kit

90.1513.00 (2)

- Label replacement required when handles are tightened or replaced

CABLE ASSEMBLIES	LIGHT LOCATION	PART NUMBER	PRICE
LED DCS dental light cable 56"	Track mounted light	90.1322.00	
LED DCS dental light cable 82"	Ceiling mounted light	90.1322.01	
LED DCS dental light cable 88"	Simulator mounted light	90.1322.02	
LED DCS dental light cable 136"	Wall/dental furniture mounted light	90.1322.03	
LED DCS dental light cable 220"	Chair mounted light	90.1322.04	

A-dec 300 Light Components

Light Bulb

041.709.00 Halogen bulb 95W, 17V

- For A-dec 571, 371, 6300, and pre-Cascade dental lights
- Halogen bulb 95 W, 17V

Bulb Cap

28.1635.00 Bulb cap

Light Shield

28.2031.00 Shield

A-dec 371 Light Vertical Adjustment Kit

90.1220.00

A-dec 300 Light Post Cover Plugs

75.0150.00 Hole plug

75.2251.00 Slotted plug for monitor cables

Light Post Mount Cover Plug

- For A-dec 300 intermediate light post

A-dec 300 Intermediate Light Post

28.1624.00 Intermediate post

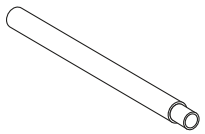

Trim Ring, A-dec 300 Light Post

77.0876.00 Trim ring

Cascade and 571 Dental Light Bulb

75.0084.00 Holder surf 4

75.0084.01 Holder white 2

28.1004.00 Bulb and holder surf 4

28.1004.01 Bulb and holder white 2

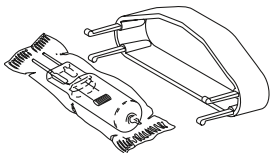

- For Cascade and A-dec 571dental lights
- Includes holder and halogen bulb 95W, 17V

Cascade Light Shield and Bracket Assembly

28.0503.01 Shield only

28.0503.02 Shield and nosepiece

28.1012.00 Shield bracket assy (2), surf 4

28.1012.01 Shield bracket assy (2), white 2

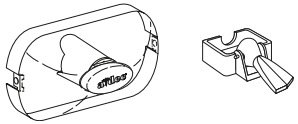

- For A-dec 571 and Cascade lights

Pivot Stops

28.0679.01 (5)
for all lights after October 1987

28.0545.01 (5)
for all pre-Cascade unit- and post-mount lights

90.1044.00 Flexarm stop kit

28.0679.01

28.0545.01

Pre-Cascade, Cascade, and Performer On/Off Switch Kit

90.1039.00 Kit

28.0813.01 Long handle only, surf 4

28.0813.02 Long handle only, gray 3

28.1188.00 Short handle only

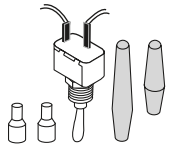

- Includes: toggle switch, (2) closed-end terminals and (2) on/off switch handles

Pre-Cascade Dental Light Bulb

28.0682.00 Holder only

28.0704.00 Bulb and holder

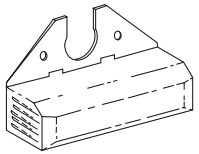

- For pre-Cascade dental light
- Includes holder and halogen bulb 95W, 17V

Light Handle Kit

90.0367.01 Handle kit, surf 4

90.0367.02 Handle kit, white 2

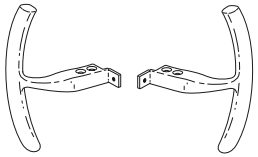

- Includes Loctite® and necessary hardware
- Includes both right and left handles

Light Switch Housing Replacement Kit

28.1464.01 Surf 4

28.1464.04 White 2

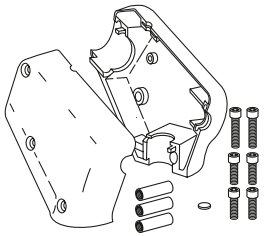

- Includes right housing, left housing, standoffs, screws, and pivot stop (28.0679.01)

Pre-Cascade and Cascade Lamp Socket Kit

90.0463.01

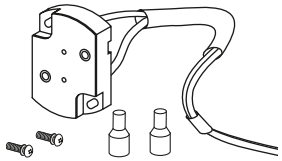

- To replace lamp socket for pre-Cascade and Cascade lights
- Includes lamp socket and wire assembly, and necessary hardware

A-dec 500 Light Post Trim Ring

77.0095.01 White 2

6300 Light Components

Circuit Breaker Kit Pre-Cascade and Cascade

28.0758.00

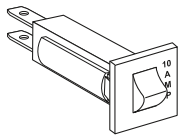

- Use to replace a 10A circuit breaker
- Includes circuit breaker, wire assemblies, and necessary hardware

Intensity Switch

43.0054.00

- For 6300 wall-, track-, Preference-, and ceiling-mount dental lights after serial number D415121 (2004)
- A-dec 571 light

Cascade and Pre-Cascade Intensity Switch

90.1043.00

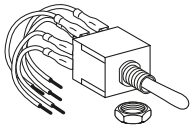

- 6A, 24V
- For 6300 wall-, track-, Preference-, and ceiling-mount dental lights before serial number D415121
- For all Radius and Cascade lights

Pre-Cascade Dental Light Switch Service Kit

90.0372.00 Kit

28.0811.02 Cover only

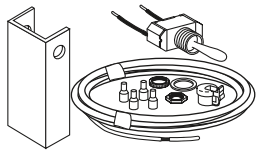

- For all pre-Cascade lights except Performer
- Includes toggle switch, wire assembly, on/off switch cover (surf), and necessary hardware

Light Yoke Plug

90.1557.00 (2), Surf 4

90.1558.00 (2), White 2

- For A-dec 571 and 6300 lights

Transformer

28.1588.00



- For all 6300 dental lights after serial number D415121 (2004)

Transformer

90.1040.00

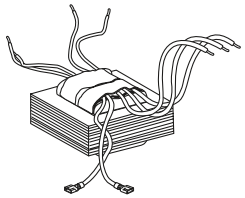

- For Cascade post, track, and ceiling lights before serial number D415121
- Pre-Cascade other than post-mount
- Replaces 28.0720.00
- 120V or 240V

6300 Components, Cables, and Light Posts

Cascade Light Cable Kit

90.1053.00 6300 light cable

- Replaces flexarm cable for all 6300 lights, prior to April 1, 2004
- Includes cable lube
- 137" long, cut desired length
- For Radius or Cascade lights

Dental Light Circuit Board

28.1577.00 Kit



- For 6300 wall-, track-, Preference-, and ceiling-mount dental lights after serial number D415121 (2004)
- Includes bracket and standoffs

Lubriplate

048.107.00

- Use on light hub
- 3/8 ounce tube

Track Cap

028.008.00

CABLE ASSEMBLIES FOR HALOGEN LIGHTS After April 1, 2004	PART NUMBER	PRICE
Track light flexarm DCS cable assembly, 50"	28.1584.00	
Wall and dental furniture mounted DCS cable assembly, 129"	28.1585.00	
Post mounted cable assembly, 68"	28.1586.00	
Ceiling mounted DCS cable assembly, 77"	28.1587.00	
571/572 on A-dec 500 chair DCS cable assembly, 220"	28.1838.00	
371/571 on A-dec 300, 372, Performer (white) DCS cable assembly, 220"	90.1172.00	
Track light track and trolley cable assembly	28.1604.00	

	LIGHT POSTS	PART NUMBER WHITE	PART NUMBER SURF	PRICE
	for Performer: 24.5" (622 mm) H for installation on cuspidor or assistant's instrumentation: includes post, adapter, trim ring, and power cord	28.1262.01	28.1262.00	
	for Performer: 42.25" (1,073 mm) H x 17" (432 mm) W for installation on Performer chair; with chair only	28.1263.01	28.1263.00	
	for Pre-Cascade chairs: 2" (51 mm) OD x 40" (1,016 mm) H for use with chair-mount to mount A-dec post-mount lights to pre-Cascade chairs	28.1976.00	–	
		–	28.1143.00	
	for Cascade post box (extension kit): 2" (51 mm) OD x 32" (813 mm) H for post-mount light to Cascade post box: includes power cord, post, and hardware	28.1030.01	28.1030.00	
	for A-dec 361 support center: 2" (51 mm) OD x 32" (813 mm) H for installation on A-dec 361 support center	99.1136.00	–	

Performer Light Components

Toggle Switch Kit

90.1039.00

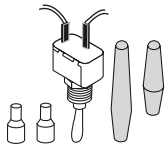

- 125V, SPST 20A
- Use small surf toggle for Performer

Bearing, Compression Bolt, and Compression Spring

016.054.00 Bearing

28.1172.00 Bolt

013.100.00 Spring

Bearing, thrust .250 ID

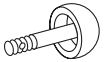

Compression bolt

Compression spring .480 OD x .500 LG

Performer Bulb Cap

28.1213.00

Performer On/Off Switch Handle

28.1188.00

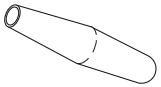

Performer Light Intensity Switch Kit

90.1045.00 Kit

- Includes switch and cable assembly

Performer Light Shield

28.1166.00

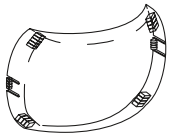

Washers for Performer

016.053.00 Thrust .250 ID

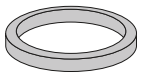

Thrust .250 ID

Performer Halogen Bulb, Socket, and Insulator Assembly

041.513.00 Bulb only

28.1289.00 Assembly

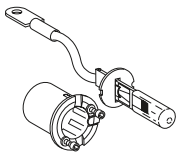

- Halogen bulb 55 W, 12V
- Assembly includes bulb, socket, and insulator
- Bulb available from your local automotive supplier, type H3

Performer Light Cable Kit

90.1054.00 Cable kit

- Includes cable lube
- Replaces cable from light through flexarm to postbox

Toeboard Covers

TOEBOARD COVERS BY MODEL	PART NUMBER	PRICE
A-dec 511		
511, seamless	62.0156.00	
511, sewn	62.0184.00	
A-dec 411		
411, seamless	62.0848.00	
411. sewn	62.0847.00	
A-dec 311		
311, seamless	62.0676.00	
311. sewn	62.0685.00	
Cascade		
1040, seamless	61.1679.00	
1040, sewn	61.2619.00	
Decade		
1011/1021/1221, seamless or sewn	61.1679.00	
Performer		
I and II	61.1679.00	
III	61.2619.00	

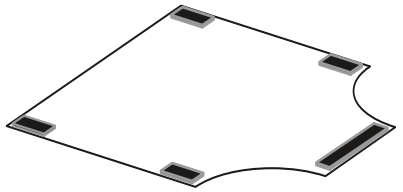

Upholstery Screws, Headrest Knobs, and Glide Bars

DECADE AND CASCADE UPHOLSTERY SCREWS BY MODEL	PART NUMBER	PRICE
Decade		
Armrest (requires 3)	005.123.01	
Seat (requires 4)	61.2606.00	
Headrest	001.157.00	
Cascade		
Armrest	001.184.00	
Seat (requires 4)	61.2606.00	
Headrest	001.157.00	

Performer Upholstery Kits and Screws

005.155.00 Seat, each

61.2767.00 Backrest, each

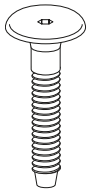

- For mounting seat upholstery to frame
- Requires 4

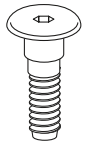

- For mounting narrow or contoured backrest upholstery to frame
- Requires 4

A-dec 300 Double Articulating Headrest Knob Kit

90.1221.00

- Includes necessary hardware

A-dec 511 Glide Bar Bracket Kit

99.0719.00



- Includes necessary hardware

Sliding Wedge for Glide Bar Tension

61.1569.00

- Wear pad wedge
  for Cascade 1040
  Decade 1221,1021, 1020
  Decade 1015/1010
  Performer III

Headrest Locking Knob

61.1232.01 Surf 4

61.1232.02 Gray 3

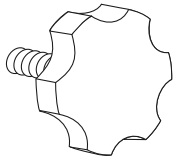

- For Cascade, Decade, and Performer III double-articulating headrest (61.2265.00)
- For Decade single-articulating headrest (61.1227.00 and 61.1548.00)

Articulating Headrest Handle

61.1553.00 Handle

61.1551.00 Locking nut

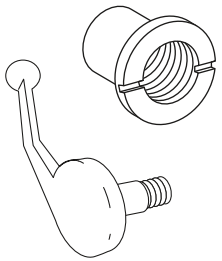

- For double-articulating headrest
- Surf
- Replacing both handle and locking nut recommended

Stool Back Hinge Body and Spring Kit

90.1575.00

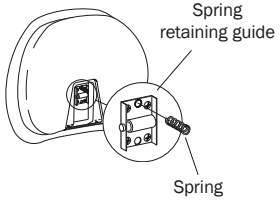

Upholstery Replacement

Please have chair serial number information available for replacement upholstery.

For replacement custom or special sewn upholstery for A-dec chairs, contact customer service at 1.800.547.1883. UPS shipping available.

View the latest information on upholstery, laminate, and solid surface colors by visiting A-dec's virtual operatory color tool Inspire Me on a-dec.com. You will find color previews and part numbers for sewn and seamless upholstery as well as laminates, solid surface, and quartz offerings. Experiment with creating a room with various colors of upholstery, cabinetry, and countertops. Once you have finished exploring, you can even order color samples.

Replacement Upholstery Sets:

Sets include headrest cushion, back, seat, toeboard cover and armrest where applicable.

UPHOLSTERY COLOR CHOICES

Seamless

- ☐ Amethyst
- ☐ Black
- ☐ Driftwood
- ☐ Hazelnut
- ☐ Indigo
- ☐ Lemongrass
- ☐ Paprika
- ☐ Sapphire
- ☐ Sky Blue
- ☐ Tawny

Sewn

- ☐ Apricot
- ☐ Arctic
- ☐ Baltic
- ☐ Campfire
- ☐ Cave
- ☐ Chamois
- ☐ Charcoal
- ☐ Curry
- ☐ Cyan
- ☐ Diplomat Blue
- ☐ Ebony
- ☐ Fuchsia
- ☐ Granite
- ☐ Lilac
- ☐ Lemon
- ☐ Pacific
- ☐ Papyrus
- ☐ Parrot
- ☐ Pecan
- ☐ Plum
- ☐ Poppy
- ☐ Riviera
- ☐ Sable
- ☐ Sassy
- ☐ Sea Mist
- ☐ Silver Pearl
- ☐ Sky
- ☐ Sorbet
- ☐ Timberwolf
- ☐ Vintage

PRODUCT DESCRIPTION	SEWN	SEAMLESS
A-dec 511		
☐ White		
☐ Surf		
A-dec 311		
☐ Double articulating headrest		
☐ Adjustable neck support		
A-dec 411		
☐ Knob-style headrest		
☐ Lever-style headrest		
Performer III		
☐ Narrow back		
☐ Contoured back		
Cascade/Decade/Decade Plus		
☐ Cascade 1040		
☐ Decade 1021/1011		
☐ Decade Plus 1221		

Upholstery Replacement

UPHOLSTERY COLOR CHOICES

Seamless

- ☐ Amethyst
- ☐ Black
- ☐ Driftwood
- ☐ Hazelnut
- ☐ Indigo
- ☐ Lemongrass
- ☐ Paprika
- ☐ Sapphire
- ☐ Sky Blue
- ☐ Tawny

Sewn

- ☐ Apricot
- ☐ Arctic
- ☐ Baltic
- ☐ Campfire
- ☐ Cave
- ☐ Chamois
- ☐ Charcoal
- ☐ Curry
- ☐ Cyan
- ☐ Diplomat Blue
- ☐ Ebony
- ☐ Fuchsia
- ☐ Granite
- ☐ Lilac
- ☐ Lemon
- ☐ Pacific
- ☐ Papyrus
- ☐ Parrot
- ☐ Pecan
- ☐ Plum
- ☐ Poppy
- ☐ Riviera
- ☐ Sable
- ☐ Sassy
- ☐ Sea Mist
- ☐ Silver Pearl
- ☐ Sky
- ☐ Sorbet
- ☐ Timberwolf
- ☐ Vintage

PRODUCT DESCRIPTION	SEWN	SEAMLESS
Doctor's Stool		
☐ 521 Doctor's upholstery set		
☐ 521 seat upholstery		
☐ 521 back upholstery		
☐ 421 Doctor's upholstery set (Previously 1601 contoured)		
Assistant's Stool		
☐ 522 Assistant's seat upholstery		
☐ 522 Assistant's back upholstery		
☐ 422 Assistant's upholstery set (Previously 1622 contoured round)		

PRODUCT DESCRIPTION	PART NUMBER	PRICE
A-dec 311 Neck Support		
☐ Cushion only	62.0405.00	
Headrest Mechanisms		
☐ Lever-style (white)	90.1091.01	
☐ Lever-style (surf)	90.1091.00	
☐ Knob-style	62.0631.01	
☐ Cascade/Decade/Performer/A-dec 200 (surf)	61.2265.00	
☐ Cascade/Decade/Performer/A-dec 200 (white)	61.2265.01	
Performer III		
☐ Slings*	Seamless	

*Slings on Performer III chairs manufactured before April 2000 include integrated armrest caps. When ordering replacements for these slings, please order (2) P/N 61.2761.XX armrest caps.

A-DEC 200 UPHOLSTERY REPLACEMENT	SEAMLESS
A-dec 200, only available in colors listed below	
☐ Amethyst ☐ Black ☐ Chianti ☐ Indigo ☐ Lemongrass ☐ Paprika ☐ Sapphire ☐ Sky Blue ☐ Tawny	

Lift Cylinders

Cascade, Decade and Performer III chairs

Priority chairs (S/N M2.0196 to end)

Priority chairs (S/N M1.0001 to M2.0195)

A-dec 511 chair

LIFT CYLINDERS MODEL	PART NUMBER	PRICE
Cascade, Decade, and Performer III chairs	61.1287.00	
Priority chairs (S/N M2.0196 to end)	61.0850.00	
A-dec 511 cylinder kit, surf 4	90.1083.00	
A-dec 511 cylinder kit, white	90.1083.01	

Tilt Cylinders

Cascade chairs

Performer III

Decade chairs

Priority chairs (S/N A4-0300 to end)

A-dec 511 chair

TILT CYLINDERS MODEL	PART NUMBER	PRICE
Cascade chairs	61.2050.00	
Performer III	61.2050.01	
Decade chairs	61.1267.00	
Priority chairs (S/N A4-0300 to end)	61.0860.00	
A-dec 511 chair kit, surf	90.1085.00	
A-dec 511 chair kit, white	90.1085.01	

Performer I, II Lift Actuators

Lift actuator

LIFT ACTUATOR MODEL	PART NUMBER	PRICE
115V	61.2469.00	
230V	61.2470.00	

A-dec Manufactured Cylinders

From the raw materials to the finished assembly, A-dec manufactures hydraulic chair cylinders completely in-house.

Once machined, the components are assembled in a special room to keep debris from entering the cylinder. Then we cycle test each cylinder using ultrasonics to verify the integrity of the internal seals and perform a high pressure test up to 1500 psi. To make certain it performs flawlessly in the chair, A-dec tests each cylinder through more cycles during final chair assembly.

A-dec warrants its chair cylinders, both lift and tilt, for 10 years from the date of purchase of the chair or the cylinder.

Chair Solenoids and Hydraulic Oil

A-dec 300 and 400 Chair Solenoid Assembly

90.1225.00 Solenoid

- 21.6 VDC

A-dec 511 Chair Hydraulic Solenoid Kits

90.1070.00 Black wires, 100-120V

90.1071.00 Red wires, 220-240V

Priority Chair Solenoids

60.0601.00 White, 24VDC

- 24 VDC
- O-ring packages:
  For two-piece block (035.041.02)
  For one-piece block (030.015.02)

Cascade, Decade, Performer III, and Positioner Chair Solenoids

61.1336.00 Black wires, 120V

61.1337.00 Red wires, 240V

- O-ring packages:
  For two-piece block (035.041.02)
  For one-piece block (030.015.02)

Hydraulic Oil

61.0197.00

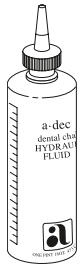

- Hydraulic oil to add to all A-dec hydraulic chairs
- Includes noise eliminating additive
- 1 pint (16 ounces)

Flow Adjustment Screw

61.0460.00 Screw with O-ring

030.004.02 O-ring (10)

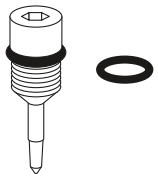

- For hydraulic manifold on all chairs
- Flow adjustment screw with O-ring

Truss Head Slot Screw Button Head Socket Screw

001.002.01 Truss (5)

002.118.02 Button (5)

Truss

Button

- Use on all two piece hydraulic manifolds to retain flow adjustment screws
- #2-56 x 1/8
- Use on all one piece hydraulic manifolds to retain flow adjustment screws
- 4-40 x 3/16

Power Supplies, Circuit Boards, and Capacitors

Printed Circuit Board Kits	PART NUMBER	PRICE
A-dec 500		
Chair	90.1072.00	
Control head	90.1076.00	
Cuspidor	90.1079.00	
Dental light	28.1577.00	
A-dec 400		
Chair	90.1177.00	
A-dec 300		
Chair	90.1177.00	
Quad volt intraoral light source	90.1168.00	
Cuspidor	90.1079.00	
Cascade, Decade, and Performer II, III		
Chair	90.1177.00	

Replacement Capacitors	PART NUMBER	PRICE
A-dec 311 and 411 Capacitor Kits		
Replacement Kit, 100v	90.1198.00	
Replacement Kit, 110-120v	90.1199.00	
Replacement Kit, 220-240v	90.1200.00	
A-dec 511 Capacitor		
60 UF Capacitor, 200v	041.642.00	
50 UF Capacitor, 220v	041.643.00	
15 UF Capacitor, 420v	041.644.00	

Capacitors for Cascade, Decade, Positioner, Priority, Performer I, II, and III Chairs

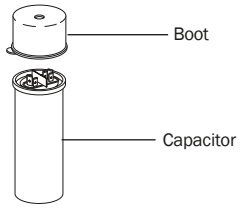

DESCRIPTION	PART NUMBER	PRICE
50 UF capacitor with boot for 100V, and 115V chairs, plus 240V chairs built before Feb. 13, 2001	90.1031.00	
2.0 dia boot	041.529.00	
15 UF capacitor	041.504.00	

Remote Master Toggle to Power Supply Kit

90.1129.00

- Includes 25' (7.62 m) of tubing, QD and Tee connectors
- For connecting master toggle to the chair power supply

Chair Power Supplies	PART NUMBER	PRICE
A-dec 511 Chair		
300W, 100VAC	90.1073.00	
300W, 110-120VAC	90.1074.00	
300W, 220-240VAC	90.1075.00	

Chair Limit Switches and Position Sensor

Limit Switch

044.184.01

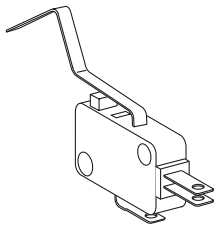

- Base up function for:
  Cascade 1040
  Decade 1020/1021
  Decade 1010/1011
  Positioner 1030
  Priority 1005
  Performer III
- Back up function for:
  Positioner 1030
  Priority 1005
- Chair stop function for:
  Decade 1020/1021
  Positioner 1030
  Priority 1005

Limit Switch

61.2065.00

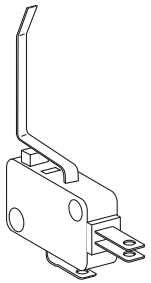

- Back up function for:
  Cascade 1040

Limit Switch

044.183.00

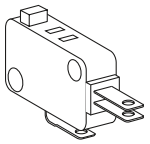

- Chair stop function for:
  Cascade 1040,
  Decade 1021 after June 1998,
  and Performer I and II

Limit Switch

044.184.00

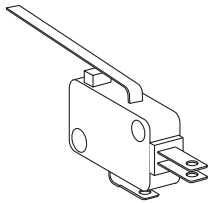

- Base up and base down function for: Performer I and II
- Back up function for:
  Decade 1020/1021
  Decade 1010/1011
  Performer III

A-dec 500 Positioning Sensor Kit

90.1069.00 Position sensor kit

- For base or back positioning A-dec 500 chairs

Stop Plate Switch Replacement Kit

90.1095.00 Surf 4

90.1095.01 White 2

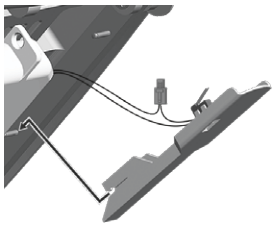

- For use with A-dec 511

A-dec 300/400 Positioning Sensor Kit

90.1183.00 Position sensor kit

Switches and Base Down Stop

Priority Tilt Limit Switch

61.0453.00

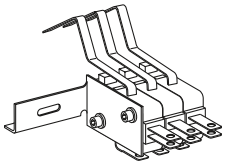

- For chairs with serial numbers from H3-0067 through the present

Potentiometer

041.372.00

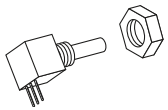

- For Cascade, Decade, and Performer II and III chairs

Base Down Stop for Chairs*

61.2576.00 Radius light

61.3053.00 Radius monitor mount

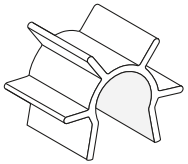

- For Radius light $1\frac{3}{8}$" is anodized aluminum
- For Radius monitor mount $1\frac{1}{2}$" is black anodized aluminum

NOTE: *You must install the appropriate base down stop when you install a Radius dental light or monitor mount on a chair.
Omitting the base down stop causes damage to the motor-pump cover when the chair is moved to full base down.
Reprogram the chair entry/exit function after installing the stop.

Chair Brake Kits, Electrical Cables and Power Cords

Cascade Chair Swivel Brake Kit

90.1016.00 Swivel brake kit

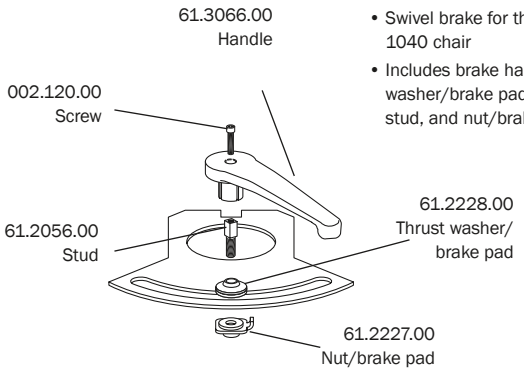

- Swivel brake for the Cascade 1040 chair
- Includes brake handle, thrust washer/brake pad, screw, stud, and nut/brake pad

A–dec 511/411/311B Chair Swivel Brake Kit

62.0218.00 Surf4 brake handle
For 511 chairs manufactured prior to May, 2006

62.0975.00 Surf4 brake handle
For 511 chairs manufactured after May, 2006

62.0975.01 Gray3 brake handle
For 511/411/311B chairs

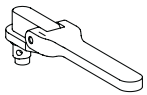

Decade Swivel Brake Kit

61.3064.00 Surf4 brake handle
For Decade chairs built after June, 1998

61.1537.01 Brake pads (2)

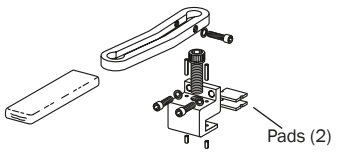

Priority Chair Brake Cable	PART NUMBER	PRICE
Brake cable	61.0025.00	
Brake cable mount	61.0081.00	

Cascade/Decade Electrical Wiring/Cables	PART NUMBER	PRICE
Back up, base and safety plate limit switch for 1015/1020/1021/1040	61.2099.00	
Base electrical wiring cable for potentiometer	61.1502.00	
Back electrical wiring cable for potentiometer	61.1503.00	

Priority Electrical Wiring/Cables	PART NUMBER	PRICE
Main cable, H3-0038 through present	61.0668.00	
Stop plate cable, S/N M1-0001 through present	61.0614.00	

Accessory Power Cord

28.1264.00 Power cord with plug for Decade, Cascade, and Performer, 115v

28.1276.00 Power cord without plug for Decade, Cascade, and Performer, 230v

Footswitches and Rear Cover Kit

8-Button Footswitch

62.0163.01 Programmable footswitch, gray 3
For use on all current A-dec chairs

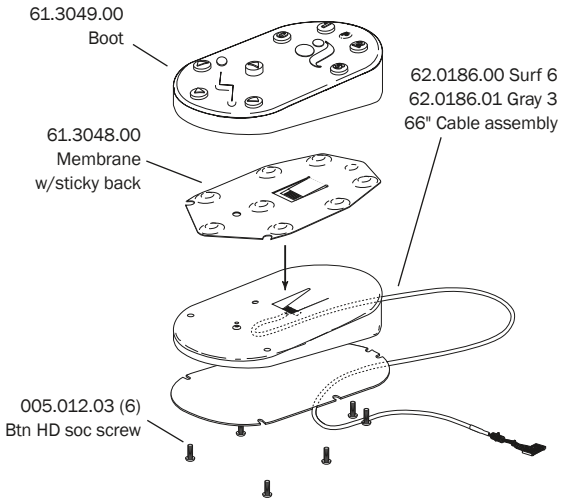

8-Function Footswitch*

Service parts only

8 Function footswitch (Part No. 61.2027.00) replaced by 8-button footswitch in 1997

*Base and Cover Assy Not Available For Sale

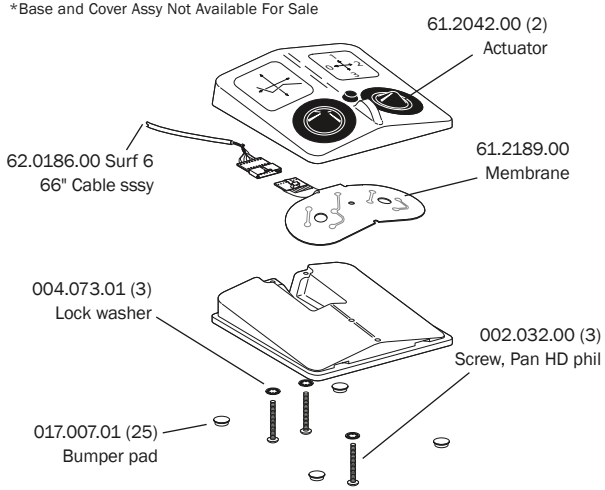

Multi-Function Footswitch

Service Parts only	
002.015.00 Screw Pan HD phillips, 6-32 x 3/8"	
017.007.01 Rubber bumpers (25) 0.50" Dia, gray	
041.059.00 Push button switch 1P1T, 5A, 120V, Normally open, momentary	

A-dec 300 Rear Cover Kit

90.1266.00



Chair Mounts, Plugs and QD Kit

2" Post Adapter to 511 Chair

77.0921.00



- Mounts an A-dec 300 2" post-mount delivery and support center to an A-dec 511 chair
- Includes necessary hardware

2" Post Adapter to 311B/411 Chair

77.1301.00

- Mounts an A-dec 300 2" post-mount delivery and support center to an A-dec 311B/411 chair
- Includes necessary hardware

2" Post Adapter to Performer Chair

77.0922.00

- Mounts an A-dec 300 2" post-mount delivery and support center to a Performer III 8000 chair
- Includes necessary hardware

2" Post Adapter to Cascade 1040 Chair

35.1742.00

- Mounts an A-dec 300 2" post-mount delivery and support center to a Cascade 1040
- Includes necessary hardware

A-dec 311 1/2" Hole Plug

018.002.06 White 2

A-dec 500 Quick Disconnect Kit

90.1138.00 Chair mount QD kit

- For A-dec 511 chair-mounting or A-dec 561 support center-mounting

2" Post Adapter to Decade 1021/1221 Chair

35.1741.00

- Mounts an A-dec 300 2" post-mount delivery and support center to a Decade 1011/1021/1221 chair
- Includes necessary hardware

Performer Pivot Armrest

61.3125.00

Pivot Arm Mount Assy for Vac Back 1015, 1021, and 1040

61.1450.01 For 1021, surf 4

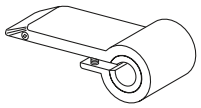

- Surf 4
- Also requires these parts: 005.109.00 screw; 016.053.00 washer thrust (2); 016.054.00 bearing, thrust needle; 004.139.00 washer, flat nylon.

Cascade or Radius Delivery System to Cascade 1040 Chair Mount

35.1572.00 Radius/Cascade

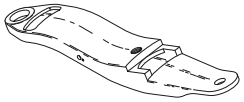

- Includes necessary hardware

Cart and Stool Casters and Stool Knobs

Stool Back Height Adjustment Knob

027.063.00 1622 stools, surf 4

027.063.01 1622 stools, white 2

027.065.00 1601 stools, surf 4
For stools manufactured before March 24, 2003

027.024.01 1600 stools, gray

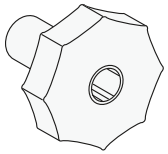

- Knob to adjust height on the back of the stool or the torso bar

Stool Back Height Adjustment Knob

027.074.00 Surf 4

027.074.01 White 2



- Use for 1601 stools manufactured after March 24, 2003
- With molded-in bolt

Stool Height Adjustment Knob

027.035.01 Gray

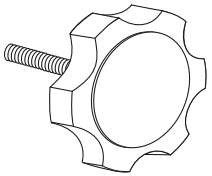

- Knob to adjust height on the assistant's stool with rotating torso

One-Piece Casters for Carts and Stools

65.1625.03 Tile (5), surf

65.1625.04 Tile (5), gray 3

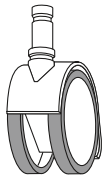

- Tile caster has plastic wheel with rubber surface for use on tile floors

Caster for Oregon Cart

042.615.02 Tile, gray 3

Caster for Carts
(beginning June 2014)

30.0861.00 Tile, surf

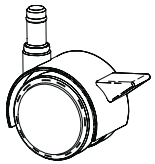

Caster for U-frame Carts

16.0081.00 each

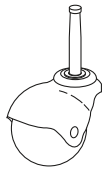

- 2" ball caster for A-dec U-frame carts
- Includes screw and washer

Stool Cylinders and Back Cover

Cylinders for Doctor's Stools

521 Doctor's stools, standard height range: 16.4" to 19.6"

521 Doctor's stools, tall height range:19.6" to 24.1"

1601/421 Doctor's stools, height range: 15.25" to 18.5"

1601/421 Doctor's stools, height range:18.5" to 25.0"

Pre-Cascade doctor's stools (model 1600) height range: 17.5" to 24"

CYLINDER MODEL	PART NUMBER	PRICE
521 Doctor's stools, standard height range: 16.4" to 19.6"	90.1548.00	
521 Doctor's stools, Tall height range: 19.6" to 24.1"	90.1547.00	
1601/421 Doctor's stools, height range: 15.25" to 18.5"	65.0227.00	
1601/421 Doctor's stools, height range: 18.5" to 25.0"	65.0208.00	
Pre-Cascade doctor's stools (model 1600)	65.0030.00	

Cylinders for Assistant's Stools

522 Assistant's stools



Cascade assistant's stools Pre-Cascade assistant's stools (series 1620 from 06/93 through present)

Pre-Cascade assistant's stools (series 1620 from 03/87 to 05/93)

- For stools manufactured before 3/87, this cylinder can be used with the purchase of a foot ring

CYLINDER MODEL	PART NUMBER	PRICE
522 Assistant's stools	90.1528.00	
1622/422 Assistant's stools Pre-Cascade assistant's stools (Series 1620 from 06/93 through present)	65.0209.00	
Pre-Cascade assistant's stools (Series 1620 from 03/87 to 05/93)	65.0031.00	

Contour Stool Back Cover Kit

65.0289.00 Surf 4

65.0289.01 White 2

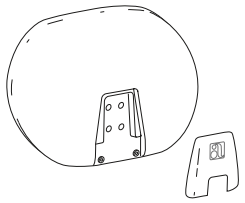

- Includes back cover, trim cover, and screws

Notes

Hinges and Push Latches

MODEL	MODULE DESCRIPTION	55.5566.00	042.106.00	042.106.01	042.150.00	55.4506.00 Single door	55.3156.01 Double door
		← HINGES →				MAGNETIC PUSH LATCHES	
5512 5522 5560 5700	Midsection door						
	Wash station door						
	Storage door						
5542	Bifold doors						
	Cup & towel door						
	Equip. end door						
	Wash station door						**
5551	Asst's side door						
	Doctor's door						
	Doctor's w/ 2 drawers						
	Nitrous module door						
5555	Ctr base double doors						
	Ctr base pass thru door						
	Pos. 1 & 3 front/side door						
5557	Assistant's side door						
	Doctor's door						
	Midsection door						
	Nitrous storage door						
	Wash station door						
5565	Bifold doors						
	Cup & towel door						
	Equip. end door						
	Wash station door						
5570 5670 5612 5622	Wash station door						
	Storage door						
5632	Door						
5635	X-ray insert						
5661	Storage door						

Equipment Drawer Hinge

042.202.00



- For equipment drawers on both Preference Collection and Preference II

** Square end central

Mounting Plates

MODEL	MODULE DESCRIPTION	PART NUMBER 042.117.00	PART NUMBER 042.151.00
5512 5522 5560 5700	Wash station door		
	Storage door		
5542	Bifold doors		
	Equipment end door		
	Wash station door		
5551	Doctor's door		
	Doctor's w/ 2 drawers		
	Nitrous module door		
5555	Ctr base double doors		
	Ctr base pass thru door		
	Pos. 1 & 3 front/side door		
5557	Doctor's door		
	Nitrous storage door		
	Wash station door		
5565	Bifold doors		
	Equipment end door		
	Wash station door		
5570 5670 5612 5622	Wash station door		
	Storage door		
5635	X-ray insert		
5661	Storage door		

Preference II Shelf Clips and Glass Door Components

Wood Shelf Clip Kit

55.2078.00 Kit

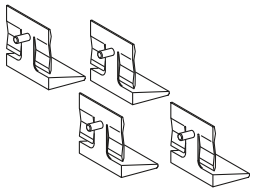

- For wood shelves
- Includes (4) shelf clips

Glass Shelf Clips

55.2078.01 Kit

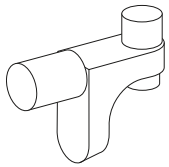

- Kit includes (4) glass shelf clips, glass dimensional specifications, and installation instructions

Preference II Glass Door Hinge Kits

042.113.01 Chrome

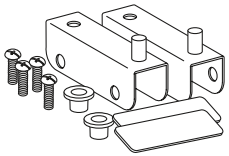

- For 3/16" glass doors
- Kit includes top hinge, bottom hinge, (4) screws, (2) pressure plates, and (2) bushings

Bumper Pad

017.007.01 (25)

Bezel for Waste Drop

55.0015.01 Surf, Pref II only

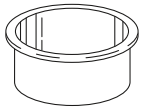

- Inside dimension 5" (127 mm)
- Fits 5 1/4" (133 mm) hole

Cup and Towel Dispensers

55.1248.00 Cup dispenser

55.2404.00 Towel dispenser

003.031.00 Screw

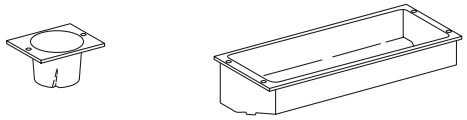

Clock/Timer Cover Plate with Task Light Switch

55.2698.00

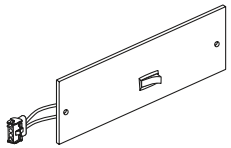

- Use in place of the clock/timer assembly to activate the task light

Fluorescent Task Light Switch

041.300.00

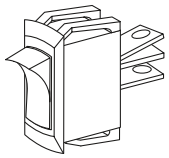

- For Preference II task lights
- 16A, 125V

Fluorescent Task Light Starter

041.264.00 Starter

041.265.00 Ballast

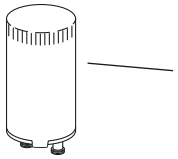

Preference II Task Light Bulb

For reference only

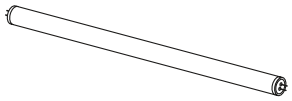

- Available locally in hardware stores
- G.E. fluorescent cool white, 20W, F20T12/CW, or equivalent

Preference II and Collection Cover Caps, Hole Plugs, and Subbase Trim Kit

White Cover Cap

042.156.00

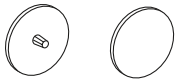

- Covers black Phillips screw

Cover Cap

042.164.00

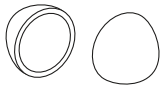

- Covers: Pan head #10 screws, upper end cap,equipment leg end

White Cover Cap

042.159.00 5 mm

018.048.01 5/8"

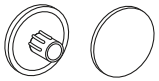

- Covers 5 mm or 5/8" hole

White Cover Cap

042.593.00 8 mm

042.148.00 10 mm

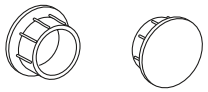

White Cover Cap

042.596.00 #8/10

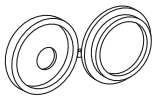

Subbase Trim Kit

55.2783.00 Surf 6

56.1208.00 Slate

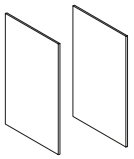

- Laminate trim cap and installation instructions

White Cover Cap

025.060.01

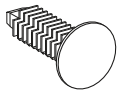

- Covers 3/16" to 7/32" (4.5 mm to 5.5 mm) (1/4-20) threaded insert equipment mounting
- White Christmas tree style

5/8" Subbase Hole Plug

018.086.00 5/8" diameter, surf 4

018.086.02 5/8" diameter, slate

7/8" Subbase Hole Plug

018.096.02 7/8" diameter, slate

Cam Lock Cover Caps

042.185.00 Preference II

042.553.00 Preference Coll.

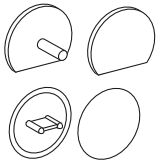

- Covers Preference II cam lock
- Covers Preference Collection cam lock

2" Subbase Hole Plug

018.026.02 2" diameter, surf 4

018.026.05 2" diameter, slate

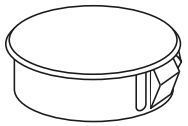

2-1/4" Subbase Hole Plug

018.093.02 2 1/4" diameter, slate

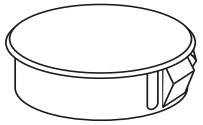

1/2" Subbase Hole Plug

018.002.04 Surf 4

018.002.08 Slate

Preference II and Collection Latches and Handles

Preference Door Knob

56.0593.00 Knob w/screw

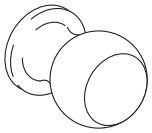

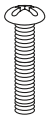

Magnetic Catch 25#

042.170.00 Catch 25#

003.032.01 Screw, 6 x 3/4, tr hd

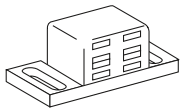

- Use (2) 003.032.01 screws

Drawer Push Latch Kit

55.3127.00 Latch only

003.005.00 Screw, #10 x 5/8 pan hd

55.1934.00 Latch, kit

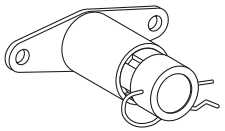

- Kit includes (4) drawer latches and (8) screws

Back Panel Clothespin Latch

025.014.00

- For Preference II only
- Includes (2) screws

Door Magnetic Latch

042.056.03 Latch only

55.4506.00 Lower door, Pref I and II

56.0619.00 Upper storage, Collection

- For lower single and double doors
- For upper storage. Collection only
- Kit includes latch and necessary hardware

Magnetic Catch 13# with Strike

042.555.00 Catch 13#

003.022.01 6 x 1/2, pan hd screw

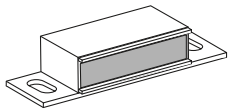

- Use (2) 003.022.01 screws

Door Magnetic Latch for Preference II

55.3156.01 Latch kit



- Double door metal bracket style (replaces 55.3156.00)
- Kit includes latches, strike plates, and necessary hardware

Auto-spring Touch Latch

56.1138.00 Latch kit

56.1139.00 Drill template



Preference II and Collection Cable Chases and Grommets

Chase Mount and Cover Kits

56.1000.00 7.13" kit

56.1107.00 9.25" kit

56.1001.00 11.50" kit

56.1002.00 14.75" kit

56.1004.00 48" cover only



- Includes chase, cover, mounting hardware and cable ties
- Kits come in (4) lengths

Chase Cover

56.1198.00 Cover, 7.5" surf

56.1198.01 Cover, 7.5" surf 6

56.1173.00 Cover, 9.25" surf

56.1173.01 Cover, 9.25" surf 6

Cord Grommet

018.071.00

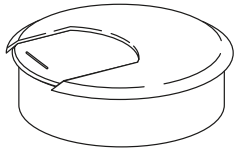

- 2" with white cap
- For cord drop

Leveling Bumper Wedge and Leg

017.017.00 Bumper wedge

042.029.00 Leg

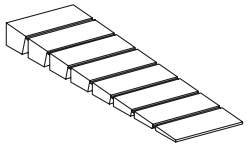

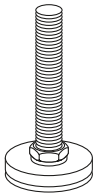

Water Bottle Tubing Grommet

018.094.00 Grommet

- For routing water bottle tubing through dental furniture
- 3/4"

Cable Ties, Cable Tie Mounts, and Cable Clamps

025.002.01 Medium ties (10)

025.003.01 Large ties (10)

025.019.01 Mount (10)

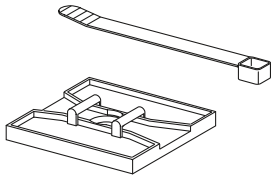

- Adhesive back

1/4-20 Toggle Bolt

014.007.00

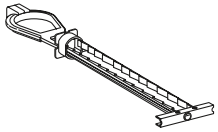

- Use for wall-mount installations

Preference II and Collection Wash Station Components

Liquid Soap Dispenser Bottle

042.584.00 Chrome soap dispenser assembly

042.584.01 White soap dispenser assembly

042.585.00 Pump assembly only

042.586.00 Bottle only

042.587.00 Funnel to fill soap dispenser

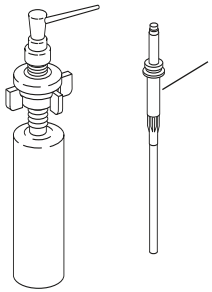

Pump assembly
042.585.00

- Complete liquid or lotion dispenser and bottle assembly
- For Preference II porcelain sink only modules manufactured beginning in 1995
- Includes bottle, pump, support assembly, and hardware

NOTE: For Preference II manufactured before 1995, order the complete assembly to replace existing dispenser.

Stainless Steel Sink Basket and Strainer

042.045.00 Preference II

042.062.00 Preference Collection

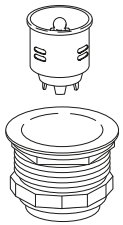

- Includes stainless steel basket, rubber gasket and strainer
- 042.045.00 fits Preference II square or round stainless sinks
- 042.062.00 fits all Preference Collection sinks

Soap Dispenser Kit

042.122.00 Soap dispenser kit

- Attaches to the soap dispenser, replacing the small bottle

Preference Faucets

042.551.00 9" Chrome

042.551.01 9" White

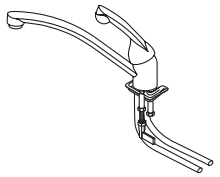

- Available in both Chrome and White finish
- For both Preference Collection and Preference II

Cup and Towel Dispenser

56.1295.00 Dispenser

- For dispensing units in Preference Collection 5543, 5580, and 5730

Faucet Activating Control Kits

56.0291.00 Single actuator control for kick plate, 5543

56.0259.00 Single actuator control with catch and bracket, 5580, 5590, 5531, and 5631

56.0298.00 Double actuator control with catches and brackets, 5543

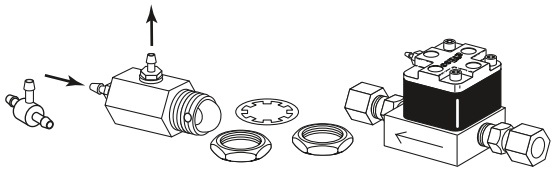

Water ShutOff Valve

34.0036.00

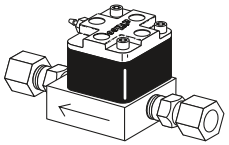

- For Preference Collection and Preference II sinks

Actuator Valve

026.096.00

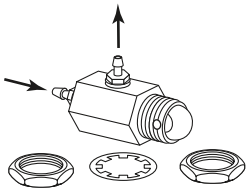

- For door and foot-activated water dispenser

Air/Water Quick-disconnect (QD) Kit

56.0340.00

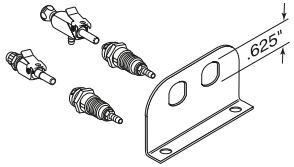

- Includes mounting bracket, air and water QDs

Air Supply Adapter Kit for Faucet Activation

90.0003.00

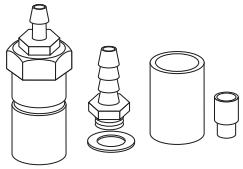

Shuttle Valve Assembly

026.074.01

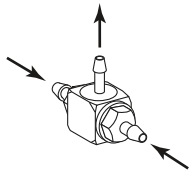

Preference Collection Hardware

Slide-out Tub Holder

56.0283.00

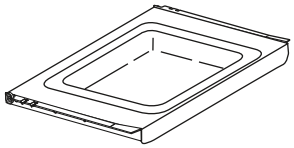

Bumper Pad

017.029.01 (24)

- For both Preference Collection and Preference ICC

CPU Vent

042.583.00 CPU vent, surf

042.660.00 CPU vent, surf 6

- For Preference Collection

CPU Bracket

042.607.00

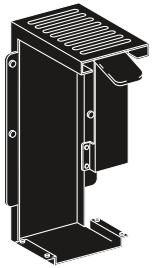

- Adjustable width 3 – 9" and height 15 – 24"
- Supports up to 85 lbs.

Swing-out Shelves

56.0254.00 Swing-out right

56.0254.01 Swing-out left

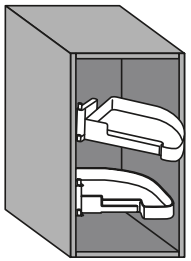

- Left shelf shown

CPU Ventilation Fan

56.1120.00 for hinged door

56.1124.00 for sliding door

- For Preference Collection
- Powered by USB
- Does not include vent

Clock Timer

56.0200.00

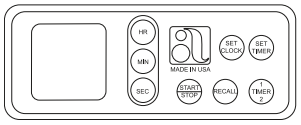

- Includes 9V battery

Preference Collection Task Light Bulbs

For reference only

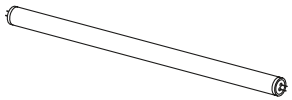

- Available locally in hardware stores

G.E. flourescent cool white:

- For 18" Light, 15w, F15T8-TL41, or equivalent
- For 24" Light, 17w, F17T8-TL41, or equivalent

125° Free Swinging Hinge

042.549.00



- Hinge will move freely at pivot point

125° Self Close Hinge

042.550.00



- Hinge will snap shut at pivot point

125° Inset Self Close Hinge

042.576.00

- Hinge is used for 5543 & 5732 x-ray bifold doors

170° Free Swinging Hinge

042.567.00

- Hinge will move freely at pivot point



155° Self Close Hinge

042.688.00

- Hinge will snap shut at pivot point



45° Self Close Hinge

042.144.00

- Hinge will move freely at pivot point
- Used on 5591 ICC upper doors and non soft close lower door

45° Soft Close Hinge

042.691.00

- Hinge will slowly close on its own
- Used on 5591 soft close lower door

180° Bifold Door Hinge

042.589.00



Clip-on Hinge Mounting Plate

042.117.00

Clip-on Hinge 9mm Off Set Mounting Plate

042.151.00

- Used on 5543 & 5732 x-ray bifold doors

Soft Close Attachment

042.687.00

- Clips to pressed in back plate

Soft Close Hinge Attachment

042.684.00

- Clips to hinge

Drawer Slide Soft Close Attachment

042.689.00

Door Slides

042.616.00 Running gear

042.617.00 Housing



- For sliding door storage on 5562 and 5662
- For Cabinets after serial number E228447 and date 06/02/02

Equipment Drawer Hinge

042.202.00



- For equipment drawers on both Preference Collection and Preference II

Preference Collection Glass Shelves, Gloves and Tissue Grommet

Preference Collection Glass Shelves

These products have same day lead times

MODEL	MODULE	PART NUMBER	WIDTH		DEPTH		PRICE
			(in)	(mm)	(in)	(mm)	(set of 4)
5562	34" Upper P/T storage	56.0391.01	31 1/8	791	15 1/8	384	
	34" Upper non P/T storage	56.0391.01	31 1/8	791	15 1/8	384	
	42" Upper P/T storage	56.0392.01	12 3/8	314	15 1/8	384	
	42" Upper non P/T storage	56.0392.01	12 3/8	314	15 1/8	384	
5662	34" Upper P/T storage	56.0394.01	31 1/8	791	18 5/8	473	
	34" Upper non P/T storage	56.0391.01	31 1/8	791	15 1/8	384	
	42" Upper P/T storage	56.0395.01	12 3/8	314	18 5/8	473	
	42" Upper non P/T storage	56.0392.01	12 3/8	314	15 1/8	384	
5580	42" Upper P/T storage	56.0392.01	12 3/8	314	15 1/8	384	
	42" Upper non P/T storage	56.0392.01	12 3/8	314	15 1/8	384	
5731	34" Upper storage insert	56.0391.01	31 1/8	791	15 1/8	384	
	42" Upper storage insert w/div.	56.0392.01	12 3/8	314	15 1/8	384	

Gloves and Tissue Grommet

018.103.00 Grommet, surf

018.115.00 Grommet, surf 6

Shelf Clip Kit

56.0603.00

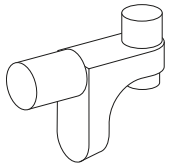

- Kit includes (16) glass shelf clips

Gloves Dispenser Assembly

56.0205.00

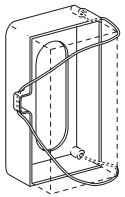

Mask Dispenser

56.0175.01

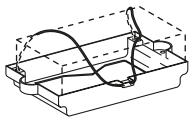

Preference ICC Dryer and Upper Storage Components

Storage Fan Transformer

56.1088.00

- 12 volt transformer
- For clean storage on Preference ICC

Dryer Element

041.689.00 Dryer element



Storage Light Lenses (Bottom)

56.0647.00 Blue lens

56.0648.00 Red lens

56.0689.00 Opaque lens

041.693.00 Lamp, 9 W

Upper Door Sliding Hinge

56.1141.00 Upper sliding hinge

Clean Storage Fans

56.1089.00 ICC fan, clean storage

- For clean storage modules on Preference ICC

Dryer Fans

56.1075.00 Dryer fan

- 56.1075.00 – each dryer has (2) fans (for serial #E653876 and after)

Storage Light Lenses (Top)

56.0649.00 Blue lens

56.0650.00 Red lens

56.0688.00 Opaque lens

041.693.00 Lamp, 9W



Air Cylinder

56.0914.00 Upper door kit

56.0918.00 Dryer drawer kit

- Opens the upper storage doors and dryer drawer

Foot Activated Storage, ICC

56.0890.00 ICC valve assembly

56.1281.00 O-ring kit, ICC valve

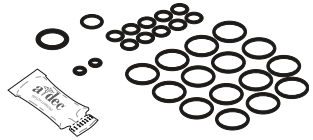

Preference ICC Miscellaneous

Bungee Cord Assembly

56.0867.00 13.5' Bio-waste drawer

56.0970.00 9' Sink waste drawer

- Used with knee-activated waste and bio-waste sort drawers

Leveling Foot Kit

56.0887.00 Leveling foot kit

- Use (4) screws (003.108.00) to attach leveling foot
- Screws are not included

Soap Dispenser Kit

042.122.00 Soap dispenser kit

- Includes (4) sizes of bottle caps

Slide-out Shelf Assembly

56.0643.00 Countertop shelf

56.0644.00 Interior mount shelf

Cord Grommet

018.071.00 2" Cord grommet

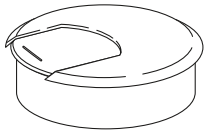

Auto-Spring Touch Latch

56.1138.00 Latch kit



- Spring latch for knee-activated waste sort and bio-waste sort

Extendable Faucet

042.648.00 Extendable faucet

- Available only for Preference ICC

Drawer Inserts

56.0628.00 1 Section storage

56.0629.00 2 Section storage

56.0630.00 4 Section storage

56.0631.00 1 Section wrapping

56.0632.00 6 Section wrapping

- Inserts come with deep storage sections or shallow wrapping sections

Preference ICC Task Light Bulbs

For reference only

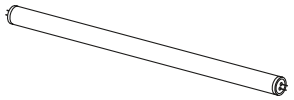

- Available locally in hardware stores

G.E. flourescent cool white:

- For 18" Light, 15wT8, F15T8-SP41, or equivalent
- For 24" Light, 17wT8, F17T8-SP41, or equivalent
- For 36" Light, 25wT8, F25T8-SP41, or equivalent
- For 48" Light, 32wT8, F32T8-SP41, or equivalent

Notes

Tray Holders

Traditional standard
Tray holder (for A-dec 532/542)



Traditional large
Tray holder (for A-dec 532/542)



Standard tray holder
(for A-dec 541/545)

Large tray holder
(for A-dec 541/545)

Standard tray holder
(for A-dec 581)

Large tray holder
(for A-dec 581)

Continental standard
Tray holder (for A-dec 533)

Continental large
Tray holder (for A-dec 533)

Standard tray holder
(for A-dec 335)

Large tray holder
(for A-dec 335)

Standard tray holder
(for A-dec 334)

Large tray holder
(for A-dec 334)

A-dec 532/542 Traditional Tray Holders

- Arm-mounted rotating tray holder

PRODUCT DESCRIPTION	PART NUMBER SURF	PART NUMBER WHITE	PRICE
Standard tray holder 10.3" x 14.3" (262 mm x 363 mm)	–	77.1024.00	
Large tray holder 12.5" x 17.3" (318 mm x 439 mm)	77.0295.00	77.1023.00	

A-dec 541/545 Tray Holders

- Arm-mounted rotating tray holder

PRODUCT DESCRIPTION	PART NUMBER SURF	PART NUMBER WHITE	PRICE
Standard tray holder 9.35" x 12.66" (278 mm x 322 mm)	77.0462.00	77.0462.01	
Large tray holder 12.5" x 17.3" (318 mm x 439 mm)	77.0543.00	77.0543.01	

A-dec 533 Continental Tray Holders

- Arm-mounted rotating tray holder

PRODUCT DESCRIPTION	PART NUMBER SURF	PART NUMBER WHITE	PRICE
Standard tray holder 10.3" x 14.3" (262 mm x 363 mm)	–	77.1024.01	
Large tray holder 12.5" x 17.3" (318 mm x 439 mm)	77.0295.01	77.1023.01	

A-dec 581 Tray Holders

- Arm-mounted rotating tray holder

PRODUCT DESCRIPTION	PART NUMBER SURF	PART NUMBER WHITE	PRICE
Standard tray holder for A-dec 581 monitor mount 10.3" x 14.3" (262 mm x 363 mm)	–	77.0350.01	
Large tray holder for A-dec 581 monitor mount 12.5" x 17.3" (318 mm x 439 mm)	77.0351.00	77.0351.01	

A-dec 332/334 Traditional Tray Holders

- Arm-mounted rotating tray holder

PRODUCT DESCRIPTION	PART NUMBER	PRICE
Standard tray holder 10.3" x 14.3" (262 mm x 363 mm)	77.0933.00	
Large tray holder 12.5" x 17.3" (318 mm x 439 mm)	77.0932.00	

A-dec 333/335 Continental Tray Holders

- Arm-mounted rotating tray holder

PRODUCT DESCRIPTION	PART NUMBER	PRICE
Standard tray holder 10.3" x 14.3" (262 mm x 363 mm)	77.0942.00	
Large tray holder 12.5" x 17.3" (318 mm x 439 mm)	77.0943.00	

Stainless Steel Trays	PART NUMBER	PRICE
Stainless steel tray, standard 9.5" x 13.5" (241 mm x 343 mm)	043.001.00	
Stainless steel tray, large 11.5" x 17" (292 mm x 432 mm)	043.006.00	

Washable Tray Pad

- Firmly holds stainless instrument tray to flat surface
- Large size: 6" x 11.5" (152 mm x 292 mm)
- Small size: 6" x 9" (152 mm x 229 mm)

PRODUCT DESCRIPTION	PART NUMBER	PRICE
Washable tray pad, large (5)	39.0790.02	
Washable tray pad, small (5)	39.0790.03	



Performer Tray Holder

- Includes tray holder, mounting bracket, and mounting hardware

PRODUCT DESCRIPTION	PART NUMBER	PRICE
Standard tray holder 9.5" x 13.5" (241 mm x 343 mm)	39.1380.00	
Large tray holder	39.1390.00	
Thumb screw	027.070.00	

- Shown on control head with optional tray

Tray Holders

- Arm-mounted rotating tray holder

PRODUCT DESCRIPTION	PART NUMBER	PRICE
For Radius 2132, Cascade 2150, 2151, and 2152 10" x 14" (254 mm x 356 mm) (includes tray and pad) tray color: white	39.1115.00	
For Radius 2122, Cascade 2140, 2141, and 2142 (serial numbers E443922 and subsequent) 10" x 14" (254 mm x 356 mm) tray color: white	17.1051.00	
For Cascade 3171, 3175, 4631, 4635, 2615, 2671, 318 19.5" x 12.5" (241 mm x 318 mm)	17.1047.00	

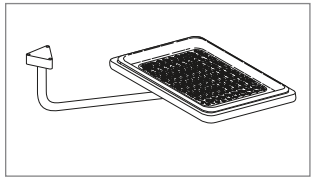

39.1115.00

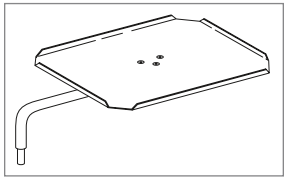

17.1047.00

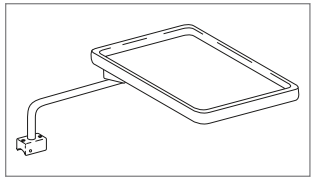

17.1051.00

Utility Shelf

40.0253.02

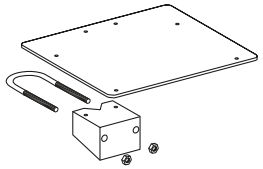

- Fits 1 1/2" and 2" post
- Dimension 10 3/4" x 12"

12 O'Clock Worksurface Bumper and Plug

77.0541.01 Bumper, white

77.0542.01 Plug, white



- For worksurface when no tray is present

Century II Tray Holder Service Parts	PART NUMBER	PRICE
Screw, Btn Hd Soc 10-32 x 1/2, SST	005.110.00	
Screw, Soc Hd 10-32 x 5/8 SST	001.088.00	
Shoe, Clamp	30.0689.00	
Washer, flat, nylon, .187 ID (10)	004.005.02	

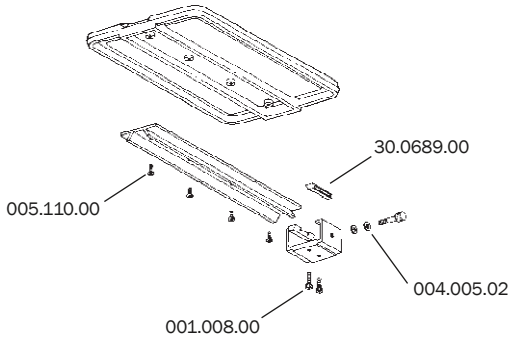

Amalgamator and Bitewing Viewer Bulb

Amalgamator 6450 Triturator Arm

44.0241.00 Springs, each

Amalgamator 6440 Motor Sling

44.0118.00

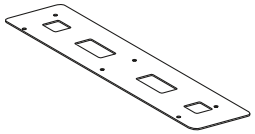

Amalgamator 6450 Lid

44.0216.00

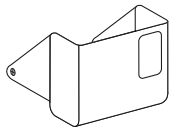

Amalgamator 6450 Drive Belts

035.040.01 (2)

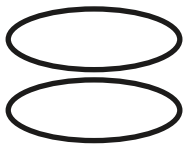

Amalgamator 6450 Stop Switch

044.184.00

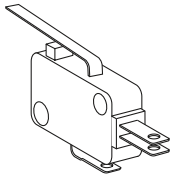

Bitewing Viewer Bulb

041.501.00

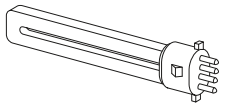

- For Performer I, II, and III, Cascade and Radius
- Lamp fluorescent, 9W, 4100 K Osram/Sylvania Part #20317 Base Delux S/E

Cascade and Radius Brake Handle Kit

90.1013.00 Brake handle

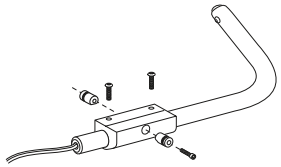

- Includes brake handle and necessary hardware
- Mounts for right- or left-hand use

Control Top Assembly

39.1024.00

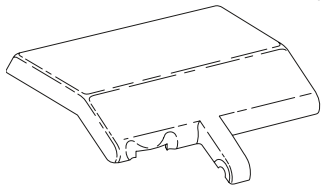

- Cascade, Radius and 2671 cart control heads

A-dec 300 Brake Handle Kit

90.1281.00 Brake handle

Radius Flat-panel Mount

35.1723.00

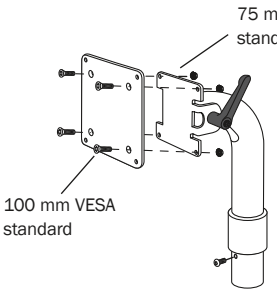

- Requires Performer monitor post post 83.0486.00

Performer Monitor Post Assembly

83.0486.00

- For use with Radius flat-panel mount, 35.1723.00

Lever for A-dec 300 Monitor Mount

025.106.00

Plug A-dec Monitor Mount Flexarm

018.026.02 Surf

018.026.03 Gray 3

018.026.04 White

018.026.05 Slate



- Plug for the bottom of the vertical post from the ceiling

Instrument Pads

75.0085.01 Cascade 2132 (100)

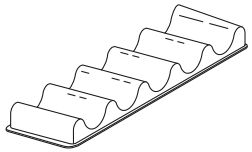

- Continental handpiece holder
- Package of 100 plastic disposable covers

77.0070.00 A-dec 533, surf 4

77.0070.01 A-dec 533, white 2

- Easily removable
- Dishwasher safe

77.1225.00 A-dec 333/335, white 2

- Easily removable
- Dishwasher safe

Tubs and Dividers

11.0272.00 Tub and divider, white 2

11.0270.00 Tub only, white 2

11.0270.01 Tubs (5), white 2

11.0271.00 Divider only, white 2

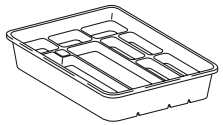

Storage Box Assembly

16.0562.00 Box assembly, w/dividers

16.0568.01 Hinge (10)

16.0566.00 Cover only

16.0564.00 Box only

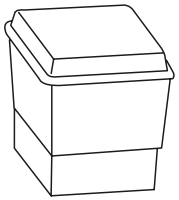

Trays

11.0274.00 Tray, standard

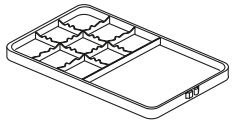

Preference ICC Instrument Storage Rack

56.0966.00 Kit

56.0627.00 Instrument storage rack

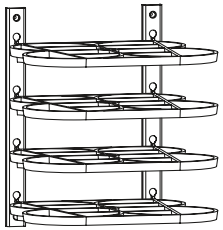

- Kit includes (2) brackets and (4) instrument storage racks

Notes

Numerical Index

0.01196920 17
0.01862301 ..... 11, 12, 17
0.01905510 13
0.02036100 17
0.02038200 17
0.02060201 17
0.02060202 17
0.02201800 ..... 14, 17
0.02207300 ..... 14, 17
0.02207610 13
0.02229200 17
0.02307300 17
0.02670500 16
0.02675200 16
0.02675930 16
0.02680230 16
0.02683200 16
0.02683500 16
0.02683901 ..... 16, 17
0.02686800 16
0.02690300 16
0.02695701 ..... 16, 17
0.02697030 16
0.02710700 17
0.02752500 15
0.02752600 13
0.03102000 16
0.03102500 16
0.03303500 15
0.03304500 17
0.03522500 17
0.03523010 13
0.04059300 12
0.04059400 ..... 12, 13
0.04300400 ..... 11, 12, 13
0.04396100 17
0.04437700 12
0.04824000 14
0.05773300 17
0.06147600 12
0.06189400 ..... 11, 13
0.06787500 14
0.06793000 14
0.06893400 17
0.06934500 14
0.07072401 17
0.07234100 14
0.07508800 14
0.07508900 17
0.07549900 14
0.07550000 14
0.07550100 14
0.07550300 14
0.10940011 17
001.002.01 ..... 70, 106, 126
001.008.00 154
001.021.01 79
001.088.00 154
001.157.00 122
001.184.00 122
001.191.00 84
001.253.00 20
002.032.00 131
002.118.02 126
002.120.00 130
002.135.00 20
003.005.00 142
003.022.01 ..... 74, 142
003.031.00 140
003.032.01 142
003.071.00 20
003.078.00 74
003.088.00 74
004.005.01 ..... 31, 70, 81
004.005.02 ..... 22, 30, 31, 75, 81, 100, 154
004.005.XX 31
004.008.01 30
004.073.01 131
004.137.00 22
005.110.00 ..... 19, 154
005.123.01 122
005.155.00 122
006.009.00 ..... 44, 59, 60, 61, 63, 65, 112
006.069.00 ..... 59, 60, 61, 63, 65, 112
006.133.01 108
007.002.00 100
008.023.00 46
009.005.00 46
009.007.00 45
009.008.00 45
009.013.00 45
009.014.00 45
009.015.00 45
009.018.00 46
009.035.00 45
009.036.00 45
009.037.00 46
010.002.00 19
010.045.02 110
010.073.01 71
011.029.01 70
011.038.01 ..... 65, 71
013.003.01 71
013.004.00 110
013.015.00 79
013.025.00 80
013.027.00 79
013.038.01 70
013.064.01 ..... 68, 70, 72
013.072.00 78
013.100.00 120
013.123.00 83
014.006.00 41
014.007.00 ..... 41, 143
016.044.00 38
016.053.00 120
016.054.00 120
016.108.00 38
017.007.01 ..... 74, 131, 139
017.017.00 143
017.029.01 146
018.002.02 41
018.002.04 ..... 27, 41, 141
018.002.05 ..... 27, 41
018.002.06 ..... 27, 41, 132
018.002.08 ..... 27, 41, 141
018.010.02 41
018.010.03 41
018.026.02 ..... 41, 141, 156
018.026.03 ..... 41, 156
018.026.04 ..... 41, 156
018.026.05 ..... 41, 141, 156
018.048.01 141
018.071.00 ..... 143, 151
018.086.00 ..... 110, 141
018.086.02 141
018.093.02 141
018.094.00 ..... 21, 143
018.096.02 141
018.103.00 149
018.115.00 149
021.010.00 33
021.012.00 33
021.014.00 34
021.016.04 31
021.020.00 ..... 33, 42
021.027.01 30
021.029.00 33
021.030.00 33
021.034.01 31
021.042.00 ..... 34, 43
021.056.00 34
022.001.00 35
022.009.01 ..... 31, 35
022.014.01 ..... 42, 43
022.014.03 35
022.015.01 35
022.016.00 35
022.019.00 35
022.021.00 35
022.023.00 35
022.025.00 ..... 35, 42
022.027.00 35
022.028.00 35
022.029.02 35
022.041.00 35
022.043.00 35
022.044.00 35
022.045.00 35
022.090.00 104
022.091.01 104
022.092.01 104
022.093.01 104
022.094.01 104
022.095.01 104
022.098.01 104
022.099.01 104
022.100.01 104
022.101.01 104
023.001.02 30
023.001.03 ..... 22, 30, 70, 100
023.004.03 ..... 30, 75
023.004.04 30
023.014.02 30
023.019.02 29
023.019.03 29
023.025.00 29
023.028.00 30
023.029.00 32
023.030.02 31
023.031.01 31
023.036.00 ..... 30, 81
023.045.04 29
023.057.01 31
023.065.01 30
023.070.00 ..... 30, 81
023.079.00 29
023.088.00 52
023.094.01 31
023.095.01 31
023.804.00 30
023.805.01 ..... 30, 75
023.814.01 29
023.816.00 105
023.829.01 105
024.015.04 49
024.015.05 49
024.090.04 50
024.090.05 50
024.114.01 58
024.134.00 106
024.136.00 106
024.142.01 58
024.142.03 58
024.144.03 58
024.147.01 53
024.148.01 53
024.148.02 53
024.148.04 53
024.152.01 58
024.152.03 58
024.153.18 58

Numerical Index

024.153.20 58
024.155.02 68
024.155.12 68
024.162.01 58
024.162.03 58
024.166.01 58
024.166.03 58
024.176.06 58
024.176.08 58
024.177.01 58
024.177.03 58
024.179.01 ..... 58, 75
024.179.03 ..... 58, 75
024.191.05 58
024.191.07 58
024.192.01 58
024.192.03 58
024.193.01 58
024.193.03 58
024.200.00 20
024.202.01 ..... 58, 75
024.202.02 ..... 58, 75
024.209.01 58
024.209.02 58
024.210.01 58
024.210.02 58
024.214.01 ..... 58, 75
024.214.02 ..... 58, 75
024.218.02 58
024.218.03 58
024.220.01 58
024.223.02 68
024.223.12 68
024.229.01 ..... 58, 75
024.229.02 ..... 58, 75
024.232.01 58
024.244.02 58
024.244.03 58
024.246.01 39
024.246.04 58
024.248.01 75
024.248.03 75
025.002.01 ..... 46, 143
025.003.01 ..... 46, 143
025.007.01 31
025.007.02 31
025.014.00 142
025.015.00 31
025.015.01 31
025.015.02 31
025.019.01 143
025.036.01 46
025.052.00 65
025.060.01 141
025.106.00 156
025.109.00 31
025.109.01 31
025.109.XX 31
026.001.00 36
026.007.00 36
026.015.00 36
026.020.00 36
026.021.01 42
026.022.00 36
026.029.00 36
026.033.01 ..... 42, 70
026.035.00 36
026.036.00 ..... 36, 65
026.040.00 36
026.043.00 36
026.062.00 ..... 44, 63
026.065.00 36
026.073.02 64
026.074.01 ..... 64, 145
026.096.00 145
026.118.00 ..... 43, 46
026.121.00 37
026.123.00 60
026.125.00 ..... 36, 37
026.130.00 37
026.132.00 37
026.134.00 37
026.157.00 37
026.158.00 ..... 44, 63
026.160.01 77
026.161.00 52
026.164.00 42
026.174.01 51
026.175.01 51
026.186.00 42
027.017.02 80
027.018.02 80
027.024.01 134
027.035.01 134
027.057.00 82
027.063.00 134
027.063.01 134
027.065.00 134
027.070.00 154
027.074.00 134
028.008.00 ..... 103, 119
030.001.02 ..... 25, 106
030.002.02 ..... 25, 71, 97, 98
030.003.02 ..... 25, 78
030.004.02 ..... 25, 71, 80, 81, 82, 126
030.006.02 19
030.008.02 25
030.009.01 25
030.011.02 ..... 25, 108, 109, 111
030.012.02 ..... 25, 75, 113
030.013.02 ..... 25, 97, 98
030.014.01 ..... 25, 98, 103
030.014.02 98
030.015.02 ..... 25, 126
030.016.02 ..... 25, 98, 105, 107
030.017.00 98
030.019.03 25
030.023.02 ..... 25, 42
030.026.01 ..... 25, 103
030.027.01 ..... 25, 103
030.034.02 ..... 25, 103
030.035.02 ..... 25, 101, 102
030.224.01 107
030.228.02 25
031.130.01 ..... 19, 25
034.001.01 ..... 24, 78
034.002.01 24
034.003.01 ..... 24, 67
034.012.01 ..... 24, 55, 56, 97
034.013.01 ..... 24, 54, 56, 97
034.014.01 ..... 24, 54, 56, 97
034.018.02 ..... 24, 57, 97
034.019.01 ..... 24, 57, 97
034.107.01 ..... 24, 55, 56, 97
034.213.00 20
035.003.01 25
035.004.01 25
035.030.01 ..... 24, 67
035.033.01 ..... 24, 78
035.034.01 ..... 13, 25, 78
035.040.01 155
035.041.02 ..... 25, 126
035.049.01 ..... 24, 97
035.050.01 24
035.053.01 ..... 25, 101, 104
035.062.01 67
036.003.03 49
036.003.04 49
036.004.03 49
036.004.04 49
036.005.03 49
036.005.04 49
036.006.03 49
036.006.04 49
036.009.04 49
036.009.05 49
036.010.03 49
036.010.04 49
036.011.03 49
036.013.03 49
036.013.04 49
036.014.02 49
036.018.03 49
036.018.04 49
036.019.03 49
036.019.04 49
036.031.02 50
036.031.04 50
036.032.02 50
036.032.04 50
036.033.02 50
036.033.04 50
036.034.02 50
036.034.04 50
036.043.01 49
036.043.02 49
036.044.03 49
036.044.04 49
036.051.03 50
036.051.04 50
036.052.03 50
036.052.04 50
036.053.03 50
036.053.04 50
036.054.03 50
036.054.04 50
036.066.03 50
036.066.04 50
036.103.03 50
036.103.04 50
036.114.01 50
036.114.03 50
036.116.01 50
036.116.03 50
041.264.00 140
041.265.00 140
041.300.00 140
041.317.00 ..... 13, 53
041.372.00 129
041.501.00 155
041.504.00 127
041.513.00 120
041.529.00 127
041.540.00 12
041.554.00 90
041.555.00 90
041.582.00 40
041.637.00 90
041.637.02 90
041.637.04 90
041.637.05 90
041.637.06 90
041.642.00 127
041.643.00 127
041.644.00 127
041.659.01 89
041.660.00 ..... 105, 107
041.678.00 12
041.683.00 12
041.684.00 89
041.689.00 150
041.693.00 150
041.709.00 116
041.806.00 93

042.029.00 143
042.045.00 144
042.056.03 142
042.062.00 144
042.106.00 137
042.106.01 137
042.113.01 139
042.117.00 ..... 138, 147
042.122.00 ..... 144, 151
042.144.00 147
042.148.00 141
042.150.00 137
042.151.00 ..... 138, 148
042.156.00 141
042.159.00 141
042.164.00 141
042.170.00 142
042.185.00 141
042.202.00 ..... 137, 148
042.549.00 147
042.550.00 147
042.551.00 144
042.551.01 144
042.553.00 141
042.555.00 142
042.567.00 147
042.576.00 147
042.583.00 146
042.584.00 144
042.584.01 144
042.585.00 144
042.586.00 144
042.587.00 144
042.589.00 147
042.593.00 141
042.596.00 141
042.607.00 146
042.615.02 134
042.616.00 148
042.617.00 148
042.648.00 151
042.660.00 146
042.684.00 148
042.687.00 148
042.688.00 147
042.689.00 148
042.691.00 147
043.001.00 154
043.006.00 154
044.158.00 96
044.159.00 96
044.165.00 95
044.170.00 96
044.181.01 96
044.183.00 128
044.184.00 ..... 128, 155
044.184.01 ..... 112, 128
046.069.00 95
048.107.00 ..... 38, 119
049.001.01 99
049.002.01 99
049.004.01 99
049.005.01 99
049.070.00 21
052.015.00 22
052.023.00 84
060.001.00 47
060.002.00 47
1.06391610 14
1.06391710 14
10.0010.02 99
10.0014.01 99
10.0015.00 99
10.0109.00 106
10.0110.00 106
10.0440.00 106
10.0600.00 106
10.0601.00 106
10.0645.00 106
10.0700.00 106
10.0716.00 106
10.0752.00 106
11.0070.00 99
11.0090.00 99
11.0160.02 99
11.0170.00 99
11.0210.00 97
11.0230.01 99
11.0232.00 13
11.0270.00 157
11.0270.01 157
11.0271.00 157
11.0272.00 157
11.0274.00 157
11.0440.00 99
11.0490.00 99
11.0992.00 98
11.0994.00 98
11.0998.01 ..... 54, 56, 97, 98
11.1007.00 103
11.1009.00 99
11.1016.00 103
11.1017.00 103
11.1018.00 103
11.1019.00 103
11.1025.02 56
11.1025.04 56
11.1025.12 56
11.1025.14 56
11.1027.00 . 54, 56, 97, 98, 100
11.1027.01 . 54, 56, 97, 98, 100
11.1074.00 ..... 54, 56, 97
11.1085.00 113
11.1100.00 113
11.1105.00 100
11.1108.00 100
11.1125.00 100
11.1127.01 56
11.1127.02 56
11.1129.00 97
11.1131.00 100
11.1147.00 99
11.1178.00 56
11.1191.01 103
11.1192.00 103
11.1194.00 103
11.1235.01 ..... 55, 56, 97
11.1272.00 ..... 54, 100
11.1280.01 ..... 101, 102
11.1280.02 ..... 101, 102
11.1283.01 ..... 55, 100
11.1283.03 ..... 55, 100
11.1284.01 ..... 101, 102
11.1286.00 54
11.1286.01 54
11.1287.01 57
11.1288.01 54
11.1292.00 54
11.1292.01 54
11.1293.01 57
11.1294.01 54
11.1296.00 54
11.1296.01 54
11.1300.01 ..... 54, 100
11.1300.03 ..... 54, 100
11.1301.03 ..... 54, 57, 97, 100
11.1302.01 ..... 55, 100
11.1302.03 ..... 55, 100
11.1303.01 ..... 55, 100
11.1303.03 ..... 55, 100
11.1305.01 54
11.1306.00 55
11.1306.01 55
11.1307.01 55
11.1315.00 57
11.1335.00 ..... 54, 56, 97
11.1336.00 97
11.1359.00 56
11.1363.00 56
11.1363.01 56
11.1364.00 56
11.1364.01 56
12.0180.00 98
12.0182.00 98
12.0183.01 98
12.0712.01 105
12.0783.00 111
12.0784.00 111
12.0910.06 56
12.0910.08 56
12.0910.12 56
12.0910.13 56
12.0913.00 ..... 62, 108, 109
12.0915.00 ..... 108, 109
12.0920.00 61
12.0931.00 113
12.0934.00 ..... 62, 108, 109
12.0941.00 85
12.0953.00 ..... 108, 109
12.0968.00 85
12.0977.01 110
12.0982.01 110
12.0983.00 110
12.0985.00 110
12.0986.00 110
12.0987.00 110
12.0988.00 110
12.0989.00 110
12.0991.00 110
12.1013.00 110
12.1024.00 ..... 108, 109
12.1028.00 108
12.1031.00 108
12.1034.00 108
12.1054.02 108
12.1070.01 60
12.1088.00 ..... 56, 100
12.1093.00 ..... 55, 56, 97
12.1109.01 ..... 57, 97
12.1116.00 ..... 57, 97
12.1121.00 ..... 54, 57, 100
12.1123.00 103
12.1156.00 85
12.1166.00 94
12.1207.00 85
12.1210.00 85
12.1213.00 85
12.1227.00 55
12.1227.01 55
12.1228.01 55
12.1229.01 ..... 55, 100
12.1229.03 ..... 55, 100
12.1231.00 55
12.1231.01 55
12.1232.01 55
12.1235.00 55
12.1235.01 55
12.1236.01 55
12.1237.00 54
12.1237.01 54
12.1238.01 57
12.1239.01 54
12.1246.00 56
12.1257.00 ..... 57, 97
12.1258.00 ..... 55, 56, 97

12.1268.00 56
12.1268.01 56
12.1270.00 56
12.1270.01 56
13.0350.00 61
13.0361.00 61
13.0375.00 ..... 36, 37
13.0381.00 37
13.0384.00 37
14.0010.00 105
14.0012.00 105
14.0299.00 22
14.0308.02 22
14.0326.00 81
14.0332.01 22
14.0406.00 22
14.0408.00 22
14.0409.00 22
14.0416.00 ..... 22, 110
14.0424.00 22
14.0451.00 22
14.0453.00 19
14.0455.02 20
14.0455.04 20
14.0457.00 19
14.0464.00 20
14.0464.02 20
14.0466.00 19
14.0466.01 19
14.0467.00 19
14.0468.00 ..... 19, 20
14.0468.01 ..... 19, 20
14.0471.00 20
14.0484.00 20
14.0491.01 21
14.0492.00 22
14.0498.00 22
14.0499.00 22
15.0478.00 94
15.0576.00 94
16.0081.00 134
16.0562.00 157
16.0564.00 157
16.0566.00 157
16.0568.01 157
17.0593.01 103
17.0594.01 103
17.0594.02 103
17.0600.02 103
17.0666.00 103
17.0670.00 103
17.1047.00 154
17.1051.00 154
19.0001.03 81
19.0100.00 44
19.0220.01 44
22.0050.00 75
22.0060.00 75
22.0110.00 74
22.0120.00 76
22.0440.01 23
22.0440.02 ..... 23, 113
22.0462.02 65
22.0462.03 65
22.0580.00 75
23.0018.00 69
23.0019.00 69
23.0020.02 70
23.0039.00 70
23.0041.00 70
23.0048.01 70
23.0173.00 65
23.0196.01 23
23.0198.01 23
23.0464.00 67
23.0465.00 67
23.0757.00 71
23.0760.00 71
23.0768.00 71
23.0872.01 67
23.0872.02 67
23.1011.00 68
23.1015.00 ..... 68, 71
23.1021.01 70
23.1060.00 69
23.1064.01 71
23.1067.00 ..... 68, 71
23.1068.01 71
23.1090.00 ..... 67, 68, 70, 72
23.1096.00 68
23.1101.01 67
23.1103.00 67
23.1110.00 ..... 68, 71
23.1111.01 67
23.1112.00 ..... 67, 68, 70, 72
23.1150.00 68
23.1150.12 68
23.1170.00 68
23.1193.01 ..... 68, 72
23.1194.00 ..... 69, 70
23.1195.00 68
23.1198.00 72
23.1208.00 68
23.1208.01 68
23.1232.01 ..... 68, 70, 72
23.1234.00 69
23.1235.01 69
23.1277.00 72
23.1278.00 72
23.1279.01 72
23.1284.00 72
23.1285.00 72
23.1290.01 72
23.1291.01 72
23.1294.01 72
23.1299.01 72
23.1301.01 72
23.1302.00 68
23.1303.00 68
23.1305.00 68
23.1306.01 72
23.1307.00 72
23.1311.00 68
23.1314.00 72
23.1314.01 72
23.1348.00 45
23.1349.00 ..... 45, 69
23.1354.00 ..... 45, 69
24.0100.03 65
24.0105.01 81
24.0118.00 44
24.0128.01 43
24.0129.01 43
24.0136.01 23
24.0137.01 ..... 23, 43, 62
24.0138.01 43
24.0168.01 43
24.0170.01 43
24.0175.01 43
24.0182.02 ..... 43, 44
24.0232.00 43
24.0234.01 43
24.0251.01 44
24.0382.00 44
24.0388.02 22
24.0410.00 84
24.0469.00 43
24.0470.00 43
24.0471.00 43
24.0474.00 ..... 39, 40
24.0475.00 ..... 39, 40
27.0005.03 64
28.0503.01 117
28.0503.02 117
28.0545.01 117
28.0679.01 117
28.0682.00 117
28.0704.00 117
28.0720.00 118
28.0758.00 118
28.0811.02 118
28.0813.01 117
28.0813.02 117
28.1004.00 117
28.1004.01 117
28.1012.00 117
28.1012.01 117
28.1030.00 119
28.1030.01 119
28.1143.00 119
28.1166.00 120
28.1172.00 120
28.1188.00 ..... 117, 120
28.1213.00 120
28.1262.00 119
28.1262.01 119
28.1263.00 119
28.1263.01 119
28.1264.00 130
28.1276.00 130
28.1289.00 120
28.1345.00 91
28.1435.00 91
28.1436.00 91
28.1464.01 117
28.1464.04 117
28.1479.00 91
28.1480.00 91
28.1481.00 91
28.1577.00 ..... 90, 119, 127
28.1584.00 119
28.1585.00 119
28.1586.00 119
28.1587.00 119
28.1588.00 118
28.1604.00 119
28.1624.00 116
28.1635.00 116
28.1838.00 119
28.1862.00 115
28.1924.00 115
28.1925.00 115
28.1976.00 119
28.2031.00 116
29.0050.01 23
29.0100.00 81
29.0146.00 64
29.0185.00 64
29.0830.00 65
29.0831.00 80
30.0689.00 154
30.0861.00 134
33.0008.02 59
33.0009.04 59
33.0025.00 ..... 64, 87
33.0025.01 ..... 64, 87, 112
33.0031.02 65
33.0034.02 59
33.0036.02 65
33.0036.03 65
33.0037.02 65
33.0048.05 60
33.0080.03 60
33.0084.01 61
33.0085.02 61

33.0096.02 60
33.0100.02 81
33.0101.02 81
33.0103.00 80
33.0104.05 63
33.0108.02 ..... 59, 112
33.0131.02 60
33.0132.00 ..... 64, 87
33.0134.00 ..... 64, 87, 108, 109, 112
33.0138.00 ..... 64, 74, 87, 108, 109, 112
33.0160.00 ..... 108, 109
33.0168.00 59
33.0168.01 59
33.0173.00 60
34.0031.00 63
34.0032.00 63
34.0033.00 63
34.0036.00 ..... 63, 145
34.0037.01 63
34.0043.00 ..... 13, 62
35.0574.01 23
35.1572.00 133
35.1723.00 156
35.1741.00 132
35.1742.00 132
38.0054.01 23
38.0054.02 ..... 13, 23, 75, 80
38.0059.02 74
38.0059.03 74
38.0075.03 74
38.0075.04 74
38.0076.00 74
38.0098.00 60
38.0118.01 23
38.0120.01 23
38.0178.00 80
38.0179.02 ..... 23, 80
38.0181.00 80
38.0186.02 23
38.0193.01 80
38.0223.02 80
38.0234.02 80
38.0237.00 74
38.0316.00 81
38.0375.00 79
38.0467.00 80
38.0504.07 79
38.0504.08 79
38.0507.01 23
38.0510.00 ..... 13, 78
38.0516.00 ..... 77, 78
38.0517.00 ..... 13, 78, 113
38.0518.00 78
38.0519.01 23
38.0520.00 78
38.0525.00 78
38.0526.00 ..... 77, 78
38.0537.01 79
38.0540.00 78
38.0550.01 23
38.0555.00 78
38.0604.00 74
38.0612.00 74
38.0612.01 74
38.0631.00 79
38.0638.00 79
38.0648.00 79
38.0711.01 ..... 23, 82
38.0712.00 82
38.0713.00 82
38.0717.00 82
38.0718.00 82
38.0729.00 82
38.0735.00 113
38.0761.00 ..... 74, 75, 76
38.0766.02 82
38.1775.00 82
38.1780.00 77
38.1783.00 77
38.1785.01 77
38.1787.01 ..... 23, 77
38.1799.01 77
38.1800.00 77
38.1800.01 77
38.1802.01 74
38.1808.01 77
38.1821.00 73
38.1823.00 77
38.1824.00 77
38.1825.00 77
38.1829.00 73
38.1829.01 73
38.1832.00 74
38.1833.01 77
38.1834.00 73
38.1838.00 73
38.1862.00 73
38.1871.00 73
38.1871.01 73
38.1871.02 73
38.1871.03 73
38.1889.00 73
38.1890.00 73
39.0790.02 154
39.0790.03 154
39.0820.00 81
39.0822.00 78
39.1024.00 155
39.1045.00 94
39.1050.00 79
39.1051.00 79
39.1054.00 79
39.1091.00 94
39.1115.00 154
39.1380.00 154
39.1385.00 94
39.1390.00 154
40.0145.00 97
40.0250.00 96
40.0253.02 154
40.1038.00 96
40.1060.00 72
41.0016.02 40
41.0034.00 40
41.0074.00 41
41.0407.00 40
41.0408.00 40
41.0411.00 41
41.0413.00 40
41.0413.01 40
41.0414.00 40
41.0416.00 39
41.0417.00 39
41.1143.00 41
41.1144.00 41
41.1164.00 41
41.1299.00 41
41.1317.00 40
41.1385.00 41
41.1454.01 39
41.1455.00 40
41.1456.00 40
41.1456.01 40
41.1457.00 39
41.1458.00 40
41.1464.01 39
41.1464.02 39
41.1467.00 39
41.1467.01 39
41.1477.00 42
41.1490.01 40
41.1491.00 40
41.1493.00 94
41.1506.00 39
41.1506.01 39
41.1507.00 40
41.1540.00 39
42.0008.00 111
42.0085.00 111
42.0090.00 111
42.0524.01 113
42.0528.01 113
42.0534.00 62
42.0572.00 105
42.0683.04 ..... 59, 112
42.0701.00 ..... 36, 65
43.0010.00 107
43.0054.00 ..... 89, 118
43.0057.00 89
43.0093.00 92
43.0095.00 92
43.0259.00 91
43.0260.00 91
43.0261.00 91
43.0328.01 92
43.0329.00 92
44.0118.00 155
44.0216.00 155
44.0241.00 155
45.0403.00 ..... 84, 85
45.0438.00 46
45.1268.00 91
47.1259.00 41
47.2031.00 91
50.0056.00 14
50.0057.00 14
50.0116.00 14
50.0271.00 ..... 15, 46
52.0097.00 12
54.0014.00 18
54.0019.00 18
54.0029.00 18
54.0047.00 ..... 18, 105
54.0050.01 18
54.0051.01 18
54.0063.00 18
54.0064.00 18
54.0066.01 18
54.0067.00 18
54.0104.00 12
54.0145.00 105
54.0152.01 18
54.0162.00 11
54.0162.03 ..... 11, 12
54.0170.00 12
54.0171.00 12
54.0172.00 12
54.0173.00 12
54.0174.00 12
54.0181.00 18
54.0198.00 11
54.0248.00 12
54.0274.00 12
54.0274.03 12
54.0276.00 11
54.0276.03 11
54.0312.00 12
54.0331.00 11
54.0338.00 12
54.0339.00 11
54.0340.01 11
54.0450.01 12
54.0451.01 11

54.0478.00 11
54.0479.01 11
54.0480.01 11
54.0481.01 11
54.0482.01 11
54.0492.00 11
55.0015.01 139
55.1248.00 140
55.1934.00 142
55.2078.00 139
55.2078.01 139
55.2404.00 140
55.2698.00 140
55.2783.00 141
55.3127.00 142
55.3156.00 142
55.3156.01 ..... 137, 142
55.4506.00 ..... 137, 142
55.5566.00 137
56.0175.01 149
56.0200.00 146
56.0205.00 149
56.0254.00 146
56.0254.01 146
56.0259.00 145
56.0283.00 146
56.0291.00 145
56.0298.00 145
56.0339.00 ..... 36, 65
56.0340.00 145
56.0391.01 149
56.0392.01 149
56.0394.01 149
56.0395.01 149
56.0593.00 142
56.0603.00 149
56.0619.00 142
56.0627.00 157
56.0628.00 151
56.0629.00 151
56.0630.00 151
56.0631.00 151
56.0632.00 151
56.0643.00 151
56.0644.00 151
56.0647.00 150
56.0648.00 150
56.0649.00 150
56.0650.00 150
56.0688.00 150
56.0689.00 150
56.0867.00 151
56.0887.00 151
56.0890.00 150
56.0914.00 150
56.0918.00 150
56.0966.00 157
56.0970.00 151
56.1000.00 143
56.1001.00 143
56.1002.00 143
56.1004.00 143
56.1075.00 150
56.1088.00 150
56.1089.00 150
56.1107.00 143
56.1120.00 146
56.1124.00 146
56.1138.00 ..... 142, 151
56.1139.00 142
56.1141.00 150
56.1173.00 143
56.1173.01 143
56.1198.00 143
56.1198.01 143
56.1208.00 141
56.1281.00 150
56.1295.00 144
60.0601.00 126
61.0025.00 130
61.0081.00 130
61.0197.00 126
61.0453.00 129
61.0460.00 126
61.0614.00 130
61.0668.00 130
61.0850.00 125
61.0860.00 125
61.1227.00 122
61.1232.01 122
61.1232.02 122
61.1267.00 125
61.1287.00 125
61.1336.00 126
61.1337.00 126
61.1450.01 133
61.1502.00 130
61.1503.00 130
61.1534.00 85
61.1537.01 130
61.1548.00 122
61.1551.00 122
61.1553.00 122
61.1569.00 122
61.1679.00 121
61.2042.00 131
61.2050.00 125
61.2050.01 125
61.2056.00 130
61.2065.00 128
61.2099.00 130
61.2189.00 131
61.2227.00 130
61.2228.00 130
61.2250.00 85
61.2265.00 ..... 122, 124
61.2265.01 124
61.2469.00 125
61.2470.00 125
61.2576.00 129
61.2606.00 122
61.2619.00 121
61.2767.00 122
61.3048.00 131
61.3049.00 131
61.3053.00 129
61.3064.00 130
61.3066.00 130
61.3125.00 132
62.0156.00 121
62.0163.01 131
62.0184.00 121
62.0186.00 131
62.0186.01 131
62.0218.00 130
62.0405.00 124
62.0631.01 124
62.0655.00 39
62.0658.00 39
62.0676.00 121
62.0685.00 121
62.0847.00 121
62.0848.00 121
62.0975.00 130
62.0975.01 130
65.0030.00 135
65.0031.00 135
65.0208.00 135
65.0209.00 135
65.0227.00 135
65.0289.00 135
65.0289.01 135
65.1625.03 134
65.1625.04 134
75.0035.01 ..... 107, 108, 109, 110, 111
75.0035.03 107
75.0039.00 ..... 108, 109
75.0078.00 103
75.0083.00 84
75.0084.00 117
75.0084.01 117
75.0085.01 157
75.0085.03 111
75.0091.00 108
75.0145.01 108
75.0150.00 ..... 27, 116
75.0911.01 ..... 23, 79
75.0932.00 103
75.2251.00 116
76.2011.00 110
76.2020.02 110
76.2025.00 37
76.2030.00 37
76.8112.00 ..... 13, 92
77.0021.01 26
77.0021.03 26
77.0042.01 107
77.0042.04 107
77.0043.01 107
77.0043.04 107
77.0044.01 107
77.0063.00 83
77.0063.01 83
77.0069.00 26
77.0069.01 26
77.0095.01 ..... 107, 117
77.0098.01 107
77.0104.01 83
77.0104.03 83
77.0121.01 101
77.0121.03 101
77.0147.00 26
77.0147.01 26
77.0254.01 ..... 101, 102
77.0254.03 ..... 101, 102
77.0263.00 21
77.0263.01 21
77.0291.01 83
77.0291.02 83
77.0295.00 153
77.0295.01 153
77.0297.00 93
77.0297.01 93
77.0350.01 153
77.0351.00 153
77.0351.01 153
77.0362.01 101
77.0362.03 101
77.0373.00 26
77.0373.01 26
77.0374.00 26
77.0374.01 26
77.0420.01 20
77.0424.00 26
77.0424.01 26
77.0453.00 ..... 101, 102
77.0453.01 ..... 101, 102
77.0462.00 153
77.0462.01 153
77.0541.01 154
77.0542.01 154
77.0543.00 153
77.0543.01 153
77.0707.00 92

77.0708.00 92
77.0724.00 ..... 27, 102
77.0730.01 107
77.0748.00 102
77.0784.00 27
77.0842.00 28
77.0845.00 27
77.0876.00 116
77.0919.00 83
77.0921.00 132
77.0922.00 132
77.0923.00 107
77.0932.00 153
77.0933.00 153
77.0941.01 102
77.0942.00 153
77.0943.00 153
77.0980.00 92
77.0981.00 92
77.1019.00 40
77.1023.00 153
77.1023.01 153
77.1024.00 153
77.1024.01 153
77.1033.00 107
77.1034.00 107
77.1047.00 102
77.1104.00 101
77.1104.01 101
77.1239.00 92
77.1240.00 92
77.1301.00 132
82.0305.04 63
83.0217.00 79
83.0486.00 156
90.0003.00 145
90.0010.00 76
90.0030.00 42
90.0304.00 80
90.0312.00 76
90.0321.00 80
90.0350.09 47
90.0351.00 47
90.0351.01 47
90.0351.02 47
90.0351.03 47
90.0367.01 117
90.0367.02 117
90.0370.00 37
90.0372.00 118
90.0456.00 ..... 62, 108, 109
90.0460.03 22
90.0463.01 117
90.0563.00 71
90.0593.00 76
90.1012.00 91
90.1013.00 155
90.1016.00 130
90.1020.00 82
90.1021.00 29
90.1027.03 42
90.1028.00 99
90.1031.00 127
90.1039.00 ..... 117, 120
90.1040.00 118
90.1043.00 118
90.1044.00 117
90.1045.00 120
90.1053.00 119
90.1054.00 120
90.1064.00 22
90.1065.00 21
90.1066.00 42
90.1069.00 128
90.1070.00 126
90.1071.00 126
90.1072.00 ..... 90, 127
90.1073.00 ..... 91, 127
90.1074.00 ..... 91, 127
90.1075.00 ..... 91, 127
90.1076.00 ..... 90, 127
90.1078.00 93
90.1078.01 93
90.1079.00 ..... 90, 107, 127
90.1080.00 90
90.1083.00 125
90.1083.01 125
90.1085.00 125
90.1085.01 125
90.1088.01 39
90.1091.00 124
90.1091.01 124
90.1095.00 128
90.1095.01 128
90.1097.00 38
90.1098.00 38
90.1101.00 20
90.1110.00 84
90.1110.01 84
90.1123.00 38
90.1127.00 93
90.1127.01 93
90.1128.00 93
90.1128.01 93
90.1129.00 ..... 92, 127
90.1133.01 93
90.1134.00 93
90.1134.01 93
90.1135.00 93
90.1135.01 93
90.1138.00 132
90.1148.00 101
90.1148.01 101
90.1166.00 38
90.1168.00 ..... 13, 90, 92, 127
90.1172.00 119
90.1176.00 89
90.1177.00 ..... 90, 127
90.1179.00 91
90.1180.00 91
90.1183.00 128
90.1184.00 93
90.1185.00 93
90.1189.00 60
90.1196.00 93
90.1197.00 93
90.1198.00 127
90.1199.00 127
90.1200.00 127
90.1205.00 83
90.1210.00 59
90.1212.00 28
90.1213.00 107
90.1220.00 116
90.1221.00 122
90.1225.00 ..... 90, 126
90.1266.00 131
90.1268.00 32
90.1280.00 102
90.1281.00 83
90.1284.00 101
90.1284.01 101
90.1322.00 115
90.1322.01 115
90.1322.02 115
90.1322.03 115
90.1322.04 115
90.1341.00 115
90.1342.00 115
90.1342.01 115
90.1343.00 115
90.1345.00 115
90.1348.00 115
90.1349.00 115
90.1357.00 ..... 101, 102
90.1358.00 ..... 13, 92
90.1359.00 ..... 13, 92
90.1360.00 ..... 13, 92
90.1382.00 ..... 13, 92
90.1390.00 115
90.1439.00 93
90.1440.00 93
90.1441.00 93
90.1442.00 93
90.1443.00 93
90.1451.00 83
90.1495.00 93
90.1528.00 135
90.1546.00 73
90.1547.00 135
90.1548.00 135
90.1550.00 19
90.1550.01 19
90.1557.00 118
90.1558.00 118
90.1575.00 122
97.0280.02 42
97.0290.00 42
97.0401.01 42
97.0403.00 42
97.0405.00 42
97.0406.00 42
97.0408.01 42
98.0010.00 ..... 47, 69
98.0012.02 52
98.0050.01 47
98.0051.00 46
98.0072.00 45
98.0090.01 ..... 47, 69
98.0180.00 53
98.0190.00 53
98.0244.02 52
98.0262.02 52
98.0262.14 52
98.0450.00 53
98.0660.00 15
98.0867.02 78
98.0879.00 52
98.0879.12 52
98.0882.00 52
98.0885.00 52
98.0885.12 52
98.0900.00 45
98.1048.00 53
98.1063.00 51
98.1064.00 51
98.1065.00 51
98.1066.00 51
98.1068.00 51
98.1069.00 51
98.1070.00 51
98.1086.00 51
98.1087.00 51
98.1088.00 51
98.1089.00 51
98.1091.00 51
98.1093.00 52
98.1094.00 52
98.1095.00 52
98.1096.00 52
98.1106.00 51
98.1107.00 51
98.1108.00 51
98.1109.00 51
98.1111.00 52

98.1112.00 52
98.1113.00 52
98.1119.00 53
98.1120.00 47
99.0020.01 86
99.0024.00 84
99.0519.01 84
99.0528.01 86
99.0537.01 84
99.0541.01 84
99.0583.00 84
99.0584.00 85
99.0590.00 87
99.0592.00 87
99.0607.00 84
99.0618.00 84
99.0619.00 84
99.0628.00 84
99.0629.00 84
99.0643.00 85
99.0650.01 83
99.0650.03 83
99.0652.01 83
99.0652.03 83
99.0653.01 83
99.0653.03 83
99.0654.03 87
99.0667.00 64
99.0673.01 83
99.0674.01 83
99.0675.01 83
99.0681.00 83
99.0681.01 83
99.0705.01 83
99.0706.01 83
99.0707.01 83
99.0708.01 83
99.0711.00 83
99.0711.01 83
99.0719.00 122
99.0724.00 87
99.0738.01 83
99.0739.01 83
99.0740.01 83
99.1135.01 87
99.1136.00 119
C0070900 15

2-Button Conversion Kit 69
2" Post Adapter 132
2" Post Adapter to 311B/411 Chair . . 132
3-hole tubing 51-52
3-Way Barbed Plastic Tee 30
3-Way Cartridge 81
4-hole tubing 51-52
4-Way Barbed Plastic Tee 30
005.012.03 131
5/16" Water Tubing Barb 30
6-pin fiber-optic 51-52
6-Pin to 5-Hole Adapter 15
8-Button Footswitch 131
8-Function Footswitch 131
12 O'Clock Vacuum Canister Assembly 101
25-Watt power supplies 91
60-Watt power supplies 91
80-Watt power supplies 91
300-watt power supply 91
500 Brake Handle Assembly 83
551 Vacuum Tower Assembly 101
570 LED Light Components 115
4000 Cycle Service Kit 18
6300 118-119

A

Accessory holder 83
Accessory plate 26
Accessory power cord 130
Actuator 82
Actuator valve 145
A-dec 300 27
A-dec 300 air and water QD kit 38
A-dec 300 covers and caps 27-28
A-dec 300 cuspidor bowl 107
A-dec 300 monitor 28
A-dec 361 water bottle arm 28
A-dec 500 air QD kit 38
A-dec 500 covers and caps 26
A-dec 500 water QD kit 38
A-dec syringe tool 69
Adjustable screw 81
Air-actuated 63
Air-actuated water shutoff 63
Air bleed filter 81
Air bleed restrictor 81
Air bleed valve 64
Air bleed valve assembly 112
Air coolant flow adjustment stem 78
Air cylinder 150
Air electric switch 96
Air filter 18
Air filter/regulators 42-43
Air saliva ejector 100
Air supply adapter kit 145
Aluminum tray 18
Amalgamator 155
Arm bearing kit 38
Articulating headrest 122
Aspirator tips 99
Assistant's arm covers 26
Assistant's stools 135
Assistina 16
Assistina dosage pump 16
Assistina filter 16
Assistina maintenance solution 16
Assistina push button 16
Assistina service oil 16
Assistina supply tube 16
Assistina timer assembly 16
Autoclavable saliva ejector 97
Auto-spring touch latch 142

B

Back cover 135
Barb 29-32
Barb/fittings service parts kit 29
Barb retainer 77
Base down stop 129
Bezel for waste drop 139
Blank whip cover 26
Bowl rinse/cup fill/safety stop 107
Bowl rinse spout 108, 110-111
Bowl rinse tube assembly 111
Bowl screen 111
Bracket assembly 117
Bracket kit 122
Brake actuator valve 64
Brake handle 83
Brake handle kit 155
Bulb 11-13, 53, 155
Bulb cap 116, 120
Bumper and plug 154
Bumper pad 139, 146
Bur tool 15
Button head socket screw 126

C

Cable ties 46
Cap for 2" post on A-dec 300 monitor . 28
Cartridge needle valve kit 81
Cascade 94, 108-109, 111-113, 116
Caster 134
Century I control block 60
Century II 80-81, 154
Century II control block 80
Century plus 78-79
Century plus cartridges 78
Century plus control block 78-79
Chair brake cable 130
Chair mount 133
Chair upper structure Hole plug 27
Chase cover 143
Chase mount 143
Circuit board 90, 127
Circuit board kit 107
Circuit breaker kit 118
Clock timer 146
Clothespin latch 142
CM-1.2 module 11
CM-2.2 module 11
Connector 29
Connector kit 29
Continental pencil syringe 70
Contour stool back cover kit 135
Control adjustment stems 77
Control block diaphragm 77, 82
Control top assembly 155
Control valve assemblies 61
Convolute tubing 58
Coolant flow adjustment stems 82
Cord grommet 143, 151
Coupler stem O-rings 16
Cover 26
Cover, brake handle hole 26
CPU bracket 146
CPU vent 146
CPU ventilation fan 146
Cup and towel dispenser 144
Cup filler tube assembly 111
Cuspidor 107-113
Cuspidor bowl screens 107
Cutters 45
Cylinders 125, 135

D

Data board 90
Data cable adapter 89
Data cables 90
Deluxe touchpad 89, 93
Dental light intensity switch 89
Diaphragms and gaskets 23
Dispenser 144, 149, 151
Disposable aspirator tip 99
Doctor's holder 83
Doctor's stools 135
Door knob 142
Door magnetic latch 142
Door seal 18
Door slides 148
Drain connector Kits 18
Drain tubing 18
Drawer inserts 151
Drive air flow adjustment stem 78
Dry block conversion kit 79
Dry cartridge 77
Dryer element 150
Dryer fans 150
Dual HVE 99, 103
Dual HVE conversion kit 99
Durr connector 105
Durr retainer clip 104

E

EA-30 12
EA-40LT 12
EA-41 12
EA-50 11
EA-51LT 11
EA-52LED 11

EA-53 replacement parts 11
Easy-clean HVE 98
EB-40LT 12
Electrical wiring/cables 130
Electric motors replacement parts . 11-12
End cap for A-dec 300 flexarm 27
End cap for A-dec 361 water bottle arm 28
European HVE 98
EZ-Clean syringe conversion kit 69

F

Faucet activating control kits 145
Faucets. 144, 151
Female tubing connector 104
Fiber-optic 53
Fiber-optic with bulb 51-52
Fleece liners 16
Flex holder assembly 83
Floor box. 40
Flow adjustment key. 77
Flow adjustment screw. 126
Flow control screw. 82
Fluorescent task light starter. 140
Flush toggle valve 59
Flush valve stem 78
Foot activated storage, ICC 150
Foot control 76
Foot control I 76
Foot control III valve 76
Foot control III valve service kit 76
Foot control II valve. 76
Foot control II valve service kit. 76
Foot control I valve 76
Foot control I valve service kit 76
Foot control tubing 58, 75
Fuses 95

G

Gauge, horizontal 78
Glass door hinge kits 139
Glass shelf clips 139
Glass shelves. 149
Glide bar. 122
Gloves and tissue grommet 149
Gloves dispenser assembly 149

H

Handpiece control adjustment keys . . . 78
Handpiece conversion kits. 81
Handpiece exhaust muffler 15
Handpiece gaskets 14
Handpiece oil collection system 84
Handpiece pressure gauge 15, 46
Headrest locking knob 122
Height adjustment knob. 134
Hemostat 45
Hex driver. 46
Hex valve 112
Hex wrench set 46
High volume evacuator (HVE) 58
Hinge 137, 139, 148, 150
Holder. 83-86
Hole plug 132
Hole plug for unit. 21
Housing replacement kit 117
HVE holder. 83
Hydraulic oil 126
Hydraulic solenoid kits 126

I

IC control block 80
ICV solenoid. 105
ICV water level sensor. 105
ICX® waterline 2-liter treatment tablet. 21
ICX® waterline treatment tablet 22
In-line check valve. 64
In-line filter 18
Intensity switch 118, 120
Intermediate light post 116

K

Key adapter with screw. 81

L

Lamp socket kit. 117
LED front housing 115
LED indicator circuit board. 115
LED light label kit 115
LED light upgade. 115
LED mode button 115
LED neck pivot assembly 115
LED pivot shaft assembly. 115
Leveling bumper wedge 143
Leveling foot kit 151
Lever syringe 70
Lift cylinders 125
Light bulb. 116-117
Light cable kit 119-120
Light circuit board 119
Light handle kit 115, 117
Light post cover plugs. 116
Light post trim ring 117
Light shield 116-117, 120
Light shield and gasket kit 115
Light yoke plug. 118
Limit switch 112, 128-129
Liners 99
Lisa sterilizer 18
Loctite® 47
Low voltage water heater service parts 72
Lubricant 47
Lubriplate. 119

M

Male tubing connector 104
Male Y connector 104
Manifold. 89
Manual shutoff 63
Master toggle to power supply kit 127
Master toggle valves. 60
MC3 electric handpiece 12
Micro valve. 112
Moisture separators 42
Monitor mount. 156
Mounting plates 138
Multi-function footswitch 131

N

Needle 61

O

Oilite™ 85
On/off indicator. 81
On/off switch kit 117
Oral cups 99
Organizers 157
O-ring 17, 24-25, 103-105
O-ring location chart 17
O-ring specification chart 24-25
O-ring tool kit 45

P

Pac 1 toolkit. 46
Panel mount gauge. 46
Performer. 82, 85, 97-100
Performer AVS 97-98
Performer HVE. 99
Performer HVE conversion kit 99
Performer III. 94
Performer monitor post assembly. . . . 156
Phenolic 109
Pinnacle screen kit 103
Pins. 79
Pipe. 33, 35
Pipe plug 33
Pivot arm mount 133
Pivot armrest 132
Pivot stops 117
Pliers. 45
Plug. 156
Plug, control head touchpad hole 27
Plug, monitor cable hole in light post . . 27
Ported 3-way 63
Positioning sensor kit 128
Post trim rings 107
Potentiometer 129
Power supply 91-92, 95-96
Power supply cables 92
Preference door knob 142
Preference ICC instrument storage rack 157
Preference ICC task light bulbs 151
Preference II mounting plates. 138
Preference II task light bulb 140
Pre-regulators 44
Pressure indicator. 65
P-trap 107
Push-button valve 59
Push latches 137
Push on knob kits 80

Q

QD 36
QD plug 77
Quad voltage intraoral light source 13
Quick-disconnect 145
Quick disconnect Kit 132
Quick-disconnects (QD) 36-37

R

RA-24 bulb tester 15
Radius 94
Radius/cascade 94
Radius flat-panel mount 156
Relay 62
Relay module 90
Remote touchpad kit 93
Replacement bulbs 13
Retaining clips 41

S

Saliva ejector 100
Saliva ejector tubing 58
Screen 103
Selector 63
Self-contained water cap assembly . . . 22
Service oil and spray caps 17
Shelf assembly 151
Shelf clip kit 149
Shutoff 63
Shutoff valve 44, 145
Shuttle 64
Shuttle valve assembly 145
Sink basket 144
Sleeve clamps 31
Sleeve tool 45
Sliding wedge 122
Snap ring pliers 45
Soap dispenser kit 144
Soft-touch syringe 70
Solenoid 89-90, 107, 126
Solenoid assembly 126
Solids collector 103
Spout gasket 107
Standard touchpad 93
Stem assembly 80
Steril-vac jar 105
Stools 134-135
Stop 130
Stop plate switch replacement kit 128
Storage 137-138, 149-150
Storage fan transformer 150
Strippers 45
Sub-miniature toggle valve 60
Surgical tip brushes 99
Swing-out shelves 146
Switch assembly 107
Switch service kit 118
Swivel brake kit 130
Syringe flow control barb 78
Syringe service kit 69
Syringe tips 67
Syringe tool 47
Syringe valve kit 69
Syringe wrench 45

T

Tailpieces 100
Task light bulbs 146, 151
Task light switch 140
TC-80RM 15
Tee check 64
Tension springs 79
Terminal handpiece bulbs 53
Tie bolt kit 79-80
Tilt cylinders 125
Toeboard covers 121
Toggle 65
Toggle bolt 143
Toggle switch kit 120
Toggle valve 59-60, 112
Toggle valve for AVS 59
Tooth dryer 13
Touch latch 151
Touchpad 89, 93-94
Touchpad covers 93
Touchpads 93-94
Touchpad upgrade kits 93
Touch-up paint 47
Transformer 118
Tray 154, 157
Tray holders 153-154
Tray pad 154
Tri-Flo 69-71
Tri-Flo syringe 69-70
Tri-Flo syringe service kit 69
Truss head slot screw 126
Tub holder 146
Tubing 53
Tubing adapter 97
Tubing connector 104
Tubing cutters 45
Tubing pliers 45
Tubing plug 31
Tubing Poly-flo 35
Tubing stringer 45
Tubing strippers 45
Tubs 157
Turbine replacements 14

U

Umbilical connectors 41
Umbilical tubing 58
Umbilical tubing stringer 45
Uni-clamp 31
Uni-Flo 70-71
Uni-Flo syringe 70
Uni-Flo syringe service kit 69
Union 35
Unitized holders 84
Upgrade kits 93
Upholstery kits 122
Upholstery replacement 123-124
Upholstery screws 122
Used water drain kit 18
Utility shelf 154

V

Vacuum canister 105
Vacuum canister assembly 102
Vacuum canister blank cover 27
Vacuum connector assembly 105
Vacuum pump 18
Vacuum pump membrane kit 18
Vacuum tubing 58
Vacuum valve brushes 99
Valve core service kit 69
Valve cover kit 80
Valve kit 60
Valve test syringe 47
VE-10 tubing 11
Vertical adjustment kit 116
Vitreous china 108

W

Wago connector 89
Washers 120
Water bottle cap 21
Water bottle tubing grommet 21, 143
Water cartridge 77
Water coolant flow adjustment stem . . . 78
Water coolant valve 60
Water filter/regulators 43
Water level sensor 18
Water retraction tester 46
Water shut-off valve 145
Water valve cover 80
Wet/dry foot control 73
Whip assembly kit 83
Whip components 83
Wood shelf clip kit 139

A-dec Headquarters

2601 Crestview Drive
Newberg, Oregon 97132
United States

Tel: 1.800.547.1883 within USA/CAN
Tel: +1.503.538.7478 outside USA/CAN
Fax: 1.503.538.0276

a-dec.com
portal.a-dec.com

A-dec Australia

Unit 8, 5-9 Ricketty Street
Mascot, NSW 2020
Australia

Tel: 1.800.225.010 within AUS
Tel: +61 (0)2 8332 4000 outside AUS
Fax: +61.(0)2.9699.4700

A-dec China

A-dec (Hangzhou) Dental Equipment Co., Ltd.
528 Shunfeng Road, Qianjiang Economic Development Zone
Hangzhou 311106
Zheijiang, China

Tel: +1.503.538.7478

A-dec United Kingdom

Austin House, 11 Liberty Way
Nuneaton, Warwickshire CV11 6RZ
England

Tel: 0800.233285 within UK
Tel: +44.(0)24.7635.0901 outside UK
Fax: +44.(0)24.7634.5106

MIX
Paper from responsible sources
FSC® C103525

© 2017 A-dec Inc. All rights reserved.

85.5016.00 Rev M/WEB/01-17